



CAL RECORDS AND HONORS

TEAM RECORDS



Cal Fans



Cal Against St. John's at NCAA Tournament



Shantrell Sneed at UCLA

TEAM RECORDS

	<u>GAME</u>	<u>SEASON</u>
Points	115 vs. USC, 3/10/89	2,743 (36 games), 1980-81
Points Allowed	113 by Stanford, 2/1/91	2,550 (36), 1980-81
FG Made	49 (87) attempts vs. Biola, 1/18/80	1,134 (2,499 attempts), 1980-81
FG Attempted	98 (34 made) vs. Adams State, 1/8/80	2,499 (1,134 made), 1980-81
FG Percentage	.687 (44-64) vs. Weber State, 12/1/79	.468 (822-1756), 1991-92
3-Point FG Made	13 (23 attempts) vs. Long Beach State, 12/1/95	135 (408) attempts, 1995-96
3-Point FG Attempted	31 (6 made) vs. USC, 1/10/97	408 (135 made), 1995-96
3-Point FG Percentage	.818 (9-11) vs. TCU, 11/26/04	.387 (134-346), 1991-92
Free Throws Made	41 (54 attempts) vs. Arizona State, 2/24/90	592 (799 attempts), 1986-87
Free Throws Attempted	54 (41 made) vs. Arizona State, 2/24/90	.799 (592 made), 1986-87
Free Throw Percentage	.929 (13-14) vs. UCLA, 1/14/99	.745 (429-576), 2004-05
Rebounds	64 vs. Washington, 1/29/00	1,558 (36 games), 1980-81
Assists	33 vs. Saint Mary's, 11/28/89	619 (31 games), 1986-87
Blocks	14 vs. Santa Clara, 2/7/85	144 (33 games), 1980-81
Steals	29 vs. Arizona State, 2/9/95	415 (36 games), 1980-81

MISCELLANEOUS

Highest Point Average	82.0 (2542 points in 31 games), 1986-87
Highest Rebound Average	44.8 (1447 in 33 games), 1981-82
Most Personal Fouls	722 (36 games), 1980-81
Most Victories	24 (32 games), 1983-84
Best Winning Percentage	.750 (24-8), 1983-84
Longest Winning Streak	10, 1981-82 & 1986-87
Longest Pac-10 Winning Streak	8, 1986-87
Largest Winning Margin	65 (90-25) vs. UC Santa Cruz, 1/7/78
Largest Winning Margin (Pac-10 Game)	35 (97-62) vs. Arizona, 1/26/87
Losing Streak	13, 1997-98
Largest Losing Margin	51 (87-36) vs. Stanford, 3/2/96
Largest Losing Margin (Pac-10 Game)	51 (87-36) vs. Stanford, 3/2/96
Fewest Points in a Half	10 vs. USC, 1/23/04 (1st half)



INDIVIDUAL RECORDS

POINTS

GAME: 45, Jennifer Bennett vs. Arizona, 1/26/87
SEASON: 736, Jennifer Bennett, 1986-87
CAREER: 2320, Colleen Galloway, 1978-81

FG MADE

GAME: 19 (29 attempted), Jennifer Bennett vs. Creighton, 3/20/87
SEASON: 310, Colleen Galloway, 1980-81
CAREER: 1021, Colleen Galloway, 1978-81

FG ATTEMPTED

GAME: 31 (14 made), Colleen Galloway vs. Santa Clara, 2/23/80
SEASON: 616, Colleen Galloway, 1980-81
CAREER: 2094, Colleen Galloway, 1978-81

FG PERCENTAGE

GAME: 1.00 (9-9), Audrey Watler vs. Lipscomb, 1/4/02
 1.000 (9-9), Kesha Martin vs. Long Beach State, 12/5/89
SEASON: .624 (78-125), Sophie von Saldern, 1992-93
CAREER: .555 (573-1032), Kesha Martin, 1989-93

3FG MADE

GAME: 8 (15 attempted), Paige Bowie vs. Northwestern, 12/17/98
SEASON: 64, Jennifer Self, 1991-92
CAREER: 159, Jennifer Self, 1989-92

3FG ATTEMPTED

GAME: 15 (8 made), Paige Bowie vs. Northwestern, 12/17/98
SEASON: 208, Liz Rizzo, 1996-97
CAREER: 460, Paige Bowie, 1997-00
 460, Liz Rizzo, 1994-97

3FG PERCENTAGE

GAME: 1.00 (5-5), Sarah Pool vs. San Jose State, 12/8/05
 1.00 (5-5), Kiki Williams vs. Oregon, 3/5/04
 1.00 (5-5), Brook Coulter vs. UCLA, 2/4/01
SEASON: .524 (43-82), Kristin Iwanaga, 2004-05
CAREER: .467 (107-229), Chris Holten, 1987-90



Kiki Williams



Kristin Iwanaga



Sarah Pool (left)

FT MADE

GAME: 17 (19 attempted), Trisha Stafford vs. Washington State, 1/25/92
 17 (19 attempted), Jennifer Bennett vs. Arizona, 1/26/87
SEASON: 180, Trisha Stafford, 1991-92
CAREER: 482, Teresa Palmisano, 1988-91

FT ATTEMPTED

GAME: 20 (14 made), Trisha Stafford vs. USC, 2/14/92
 20 (15 made), Trisha Stafford vs. Long Beach State, 12/29/90
SEASON: 244, Trisha Stafford, 1991-92
CAREER: 633, Teresa Palmisano, 1988-91

FT PERCENTAGE

GAME: 1.000 (10-10), Leigh Gregory vs. San Jose State, 11/25/03
 1.000 (14-14), Teresa Palmisano vs. Saint Mary's, 12/5/90
SEASON: .934 (85-91), Kristin Iwanaga, 2004-05
CAREER: .890 (235-264), Kristin Iwanaga, 2002-05

REBOUNDS

GAME: 26, Colleen Galloway vs. Nevada, 3/3/78
SEASON: 312, Colleen Galloway, 1977-78
CAREER: 1029, Colleen Galloway, 1978-81

ASSISTS

GAME: 16, Eliza Sokolowska vs. USC, 1/11/96
SEASON: 215, Anja Hellman, 1986-87
CAREER: 667, Karen Smith, 1981-84

BLOCKS

GAME: 13, Charlotte Lusschen vs. Santa Clara, 2/7/85
SEASON: 69, Charlotte Lusschen, 1984-85
CAREER: 198, Charlotte Lusschen, 1983-86

STEALS

GAME: 10, Eliza Sokolowska vs. Arizona State, 2/9/95
 10, Mazetta Garrett vs. UCLA, 11/21/80
SEASON: 100, Eliza Sokolowska, 1994-95
CAREER: 295, Mazetta Garrett, 1979-81, '84



INDIVIDUAL CAREER RECORDS

GAMES PLAYED

<u>NAME</u>	<u>G</u>	<u>YEARS</u>
1. Karen Smith	130	1981-84
2. Colleen Galloway	126	1978-81
3. Mazetta Garrett	126	1979-84
4. Cynthia Cooke	121	1982-85
5. Jennifer Bennett	118	1984-87
6. Keshia Martin	117	1989-93
7. Kristin Iwanaga	115	2002-05
8. Kiki Williams	115	2001-05
9. Heli Toikka	115	1983-86
10. Meme Fanner	114	1986-89

POINTS SCORED

<u>NAME</u>	<u>TP</u>	<u>YEARS</u>
1. Colleen Galloway	2320	1978-81
2. Jennifer Bennett	1766	1984-87
3. Cynthia Cooke	1641	1982-85
4. Teresa Palmisano	1610	1988-91
5. Karen Smith	1559	1981-84
6. Trisha Stafford	1530	1989-92
7. Keshia Martin	1368	1989-93
8. Jackie Lear	1221	1993-95
9. Amanda Ray	1172	1985-88
10. Jennie Leander	1144	1996-99

SCORING AVERAGE

<u>NAME</u>	<u>TP</u>	<u>AVG</u>	<u>YEARS</u>
1. Colleen Galloway	2320	18.4	1978-81
2. Eliza Sokolowska	876	16.8	1995-96
3. Jill Weddick	943	15.7	1978-80
4. Milica Vukadinovic	911	15.7	1992-93
5. Trisha Stafford	1530	15.3	1989-92
6. Jennifer Bennett	1766	15.0	1984-87
7. Jackie Lear	1221	14.7	1993-95
8. Sheryl Johnson	463	14.5	1977-80
9. Teresa Palmisano	1610	14.5	1988-91
10. Chris Metzger	330	13.8	1985-86

REBOUNDS

<u>NAME</u>	<u>REB</u>	<u>YEARS</u>
1. Colleen Galloway	1029	1978-81
2. Keshia Martin	875	1989-93
3. Teresa Palmisano	874	1988-91
4. Cynthia Cooke	855	1982-85
5. Jennifer Bennett	812	1984-87
6. Amanda Ray	795	1985-88
7. Jennie Leander	790	1996-99
8. Ingrid Dixson	789	1991-94
9. Trisha Stafford	721	1989-92
10. Chris Sellin	703	1979-82

ASSISTS

<u>NAME</u>	<u>A</u>	<u>YEARS</u>
1. Karen Smith	667	1981-84
2. Mazetta Garrett	521	1979-84
3. Meme Fanner	404	1986-89
4. Jackie Lear	383	1993-95
5. Eliza Sokolowska	364	1995-96
6. Milica Vukadinovic	358	1992-93
7. Colleen Galloway	346	1978-81
8. Monica Wiley	341	1989-92
9. Kristin Iwanaga	317	2002-05
10. Sherrise Smith	292	1996-99

STEALS

<u>NAME</u>	<u>ST</u>	<u>YEARS</u>
1. Mazetta Garrett	295	1979-84
2. Courtney Johnson	286	1998-01
3. Cynthia Cooke	250	1982-85
4. Jackie Lear	238	1993-95
5. Laura Baker	204	1988-91
6. Karen Smith	202	1981-84
7. Keshia Martin	197	1989-93
8. Meme Fanner	194	1986-89
9. Monica Wiley	162	1989-92
10. Eliza Sokolowska	158	1995-96

BLOCKED SHOTS

<u>NAME</u>	<u>BS</u>	<u>YEARS</u>
1. Charlotte Lusschen	198	1983-86
2. Sarah Thamer	164	1980-82
3. Ingrid Dixson	103	1991-94
4. Heli Toikka	101	1983-86
5. Chris Sellin	98	1979-82
6. Colleen Galloway	81	1978-81
7. Jennifer Bennett	75	1984-87
8. Teresa Palmisano	59	1988-91
9. Cynthia Cooke	55	1982-85
10. Jennie Leander	52	1996-99

FIELD GOALS MADE

<u>NAME</u>	<u>FGM</u>	<u>YEARS</u>
1. Colleen Galloway	1021	1978-81
2. Cynthia Cooke	688	1982-85
3. Jennifer Bennett	682	1984-87
4. Karen Smith	646	1981-84
5. Keshia Martin	573	1989-93
6. Teresa Palmisano	564	1988-91
7. Trisha Stafford	540	1989-94
8. Jackie Lear	496	1993-95
9. Heli Toikka	455	1983-86
10. Jennie Leander	435	1996-99

FIELD GOALS ATTEMPTED

<u>NAME</u>	<u>FGA</u>	<u>YEARS</u>
1. Colleen Galloway	2094	1978-81
2. Karen Smith	1613	1981-84
3. Cynthia Cooke	1477	1982-85
4. Jennifer Bennett	1299	1984-87
5. Teresa Palmisano	1246	1988-91
6. Trisha Stafford	1182	1989-94
7. Paige Bowie	1155	1997-00
8. Jackie Lear	1099	1993-95
9. Courtney Johnson	1055	1998-01
10. Keshia Martin	1032	1989-93

FIELD GOAL PERCENTAGE (min. 100 made)

<u>NAME</u>	<u>PCT.</u>	<u>FGM</u>	<u>FGA</u>	<u>YEARS</u>
1. Keshia Martin	.555	573	1032	1989-93
2. C. Lusschen	.548	339	619	1983-86
3. Anja Hellman	.542	160	295	1986-87
4. Jennifer Bennett	.525	682	1299	1984-87
5. Auli Grönroos	.524	122	233	1989-90
6. Kerri Barrett	.512	309	604	1993-96
7. Sarah Thamer	.511	304	595	1980-82
8. Ingrid Dixson	.505	381	755	1991-94
9. Jessica Lawson	.498	122	245	2005
10. Ashley Walker	.495	156	315	2006

THREE-POINT FIELD GOALS MADE

<u>NAME</u>	<u>3FGM</u>	<u>YEARS</u>
1. Jennifer Self	159	1989-92
2. Liz Rizzo	135	1994-97
3. Paige Bowie	129	1997-00
4. Kristin Iwanaga	122	2002-05
5. Chris Holten	107	1987-90
6. Patrycja Czepiec	104	1995-97
7. Laura Baker	96	1988-91
8. Kelley Tatum	95	1993-96
9. Kiki Williams	82	2001-05
10. Milica Vukadinovic	81	1992-93

THREE-POINT FIELD GOALS ATT.

<u>NAME</u>	<u>3FGA</u>	<u>YEARS</u>
1. Paige Bowie	460	1997-00
Liz Rizzo	460	1994-97
3. Jennifer Self	430	1989-92
4. Laura Baker	325	1988-91
5. Kelley Tatum	295	1993-96
6. Kristin Iwanaga	289	2002-05
Patrycja Czepiec	289	1995-97
8. Kiki Williams	273	2001-05
9. Courtney Johnson	233	1998-01
10. Chris Holten	229	1987-90

THREE-POINT FIELD GOAL PCT. (min. 25 made)

<u>NAME</u>	<u>PCT.</u>	<u>3FGM</u>	<u>3FGA</u>	<u>YEARS</u>
1. Chris Holten	.467	107	229	1987-90
2. Kristin Iwanaga	.422	122	289	2002-05
3. Mia Kuusisto	.403	31	77	1986-89
4. M. Vukadinovic	.389	81	208	1992-93
5. Alexis Gray-Lawson	.389	42	108	2006
6. Jennifer Self	.370	159	430	1989-92
7. Patrycja Czepiec	.360	104	289	1995-97
8. Kim Robinson	.357	45	126	1991-94
9. Sarah Pool	.331	44	133	2003-06
10. Monica Wiley	.330	36	109	1989-92

FREE THROWS MADE

<u>NAME</u>	<u>FTM</u>	<u>YEARS</u>
1. Teresa Palmisano	482	1988-91
2. Trisha Stafford	430	1989-94
3. Jennifer Bennett	402	1984-87
4. Amanda Ray	328	1985-88
5. Leigh Gregory	280	2002-05
6. Colleen Galloway	278	1978-81
7. Jennie Leander	274	1996-99
8. Courtney Johnson	271	1998-01
9. Karen Smith	267	1981-84
10. Cynthia Cooke	265	1982-85

FREE THROWS ATTEMPTED

<u>NAME</u>	<u>FTA</u>	<u>YEARS</u>
1. Teresa Palmisano	633	1988-91
2. Trisha Stafford	609	1989-94
3. Jennifer Bennett	545	1984-87
4. Amanda Ray	447	1985-88
5. Jennie Leander	431	1996-99
6. Colleen Galloway	426	1978-81
7. Cynthia Cooke	417	1982-85
8. Leigh Gregory	400	2002-05
9. Keshia Martin	391	1989-93
10. Courtney Johnson	388	1998-01

FREE THROW PERCENTAGE (min. 100 made)

<u>NAME</u>	<u>PCT.</u>	<u>FTM</u>	<u>FTA</u>	<u>YEARS</u>
1. Kristin Iwanaga	.890	235	264	2002-05
2. Kiki Williams	.817	179	219	2001-05
3. Kelley Tatum	.796	117	147	1993-96
4. Seija Leino	.778	112	144	1986-87
5. Mia Kuusisto	.765	150	196	1986-89
6. T. Palmisano	.761	482	633	1988-91
7. J. Bennett	.738	402	545	1984-87
8. Jennifer Self	.737	101	137	1989-92
9. Amanda Ray	.734	328	447	1985-88
10. Paige Bowie	.727	136	187	1997-00



INDIVIDUAL SEASON RECORDS

POINTS SCORED

NAME	RECORD	YEARS
1. Jennifer Bennett	736	1986-87
2. Colleen Galloway	709	1980-81
3. Trisha Stafford	647	1991-92
4. Colleen Galloway	586	1978-79
5. Colleen Galloway	533	1979-80
6. Eliza Sokolowska	507	1994-95
7. Jennifer Bennett	501	1985-86
8. Trisha Stafford	499	1990-91
9. Colleen Galloway	492	1977-78
10. Karen Smith	487	1983-84

SCORING AVERAGE

NAME	RECORD	YEARS
1. Jennifer Bennett	23.7	1986-87
2. Trisha Stafford	22.3	1991-92
3. Colleen Galloway	19.7	1980-81
4. Colleen Galloway	18.9	1978-79
5. Eliza Sokolowska	18.8	1994-95
6. Colleen Galloway	18.4	1979-80
7. Jennifer Bennett	17.9	1985-86
8. Trisha Stafford	17.8	1990-91
9. Teresa Palmisano	17.4	1990-91
10. Jackie Lear	16.5	1994-95

REBOUNDS

NAME	RECORD	YEARS
1. Colleen Galloway	312	1977-78
2. Jill Weddick	300	1978-79
3. Jennifer Bennett	296	1986-87
4. Ingrid Dixon	288	1993-94
5. Colleen Galloway	286	1980-81
6. Teresa Palmisano	284	1990-91
7. Amanda Ray	281	1987-88
8. Colleen Galloway	277	1978-79
9. Sarah Thamer	274	1981-82
10. Cynthia Cooke	267	1981-82

ASSISTS

NAME	RECORD	YEARS
1. Anja Hellman	215	1986-87
2. Karen Smith	203	1983-84
3. Eliza Sokolowska	186	1995-96
4. Milica Vukadinovic	181	1991-92
5. Eliza Sokolowska	178	1994-95
6. Milica Vukadinovic	177	1992-93
7. Karen Smith	173	1981-82
8. Mazetta Garrett	158	1983-84
9. Karen Smith	155	1982-83
10. Meme Fannner	142	1987-88

STEALS

NAME	RECORD	YEARS
1. Eliza Sokolowska	100	1994-95
2. Jackie Lear	93	1994-95
3. Mazetta Garrett	91	1980-81
4. Courtney Johnson	89	2000-01
5. Milica Vukadinovic	82	1992-93
6. Mazetta Garrett	81	1982-83
7. Jackie Lear	78	1992-93
8. Colleen Galloway	78	1980-81
9. Courtney Johnson	76	1999-00
10. Courtney Johnson	74	1998-99

BLOCKED SHOTS

NAME	RECORD	YEARS
1. Sarah Thamer	97	1981-82
2. Charlotte Lusschen	69	1984-85
3. Sarah Thamer	67	1980-81
4. Charlotte Lusschen	54	1983-84
5. Ashley Walker	51	2005-06
6. Chris Sellin	50	1979-80
7. Charlotte Lusschen	44	1985-86
8. Kris Franklin	43	1978-79
9. Jennifer Bennett	37	1986-87
10. Heli Toikka	37	1982-83

FIELD GOALS MADE

NAME	RECORD	YEARS
1. Colleen Galloway	310	1980-81
2. Jennifer Bennett	280	1986-87
3. Colleen Galloway	257	1978-79
4. Colleen Galloway	230	1979-80
5. Trisha Stafford	228	1991-92
6. Colleen Galloway	224	1977-78
7. Sheryl Johnson	213	1977-78
8. Jill Weddick	209	1978-79
9. Jill Weddick	206	1979-80
10. Sarah Thamer	199	1981-82

FIELD GOALS ATTEMPTED

NAME	RECORD	YEARS
1. Colleen Galloway	616	1980-81
2. Jennifer Bennett	527	1986-87
3. Colleen Galloway	524	1978-79
4. Colleen Galloway	512	1979-80
5. Milica Vukadinovic	460	1992-93
6. Eliza Sokolowska	452	1994-95
7. Karen Smith	449	1983-84
8. Sheryl Johnson	448	1977-78
9. Colleen Galloway	442	1977-78
10. Trisha Stafford	441	1991-92

FIELD GOAL PCT. (min. 50 made)

NAME	RECORD	FG-FGA	YEARS
1. Sophie von Saldern	.624	78-125	1992-93
2. Keshia Martin	.601	187-311	1992-93
3. Lauren Ashbaugh	.600	51-85	1997-98
4. Charlotte Lusschen	.582	107-184	1983-84
5. Keshia Martin	.572	139-243	1991-92
6. Charlotte Lusschen	.571	92-161	1982-83
7. Kerri Barrett	.563	103-183	1994-95
8. Jennifer Bennett	.557	196-352	1985-86
9. Geneva McDaniel	.545	54-99	1996-97
10. Anja Hellman	.542	160-295	1986-87

THREE-POINT FIELD GOALS MADE

NAME	RECORD	YEARS
1. Jennifer Self	64	1991-92
2. Jennifer Self	57	1990-91
3. Liz Rizzo	56	1996-97
4. Paige Bowie	52	1998-99
5. Chris Holten	46	1988-89
6. Kelley Tatum	45	1995-96
7. Kristin Iwanaga	43	2004-05
Chris Holten	43	1989-90
9. Alexis Gray-Lawson	42	2005-06
10. Milica Vukadinovic	41	1992-93

THREE-POINT FIELD GOALS ATT.

NAME	RECORD	YEARS
1. Liz Rizzo	208	1996-97
2. Jennifer Self	172	1990-91
3. Paige Bowie	163	1998-99
4. Jennifer Self	149	1991-92
5. Paige Bowie	137	1999-00
6. Liz Rizzo	125	1995-96
7. Kelley Tatum	118	1995-96
8. Laura Baker	115	1990-91
9. Kiki Williams	111	2004-05
Milica Vukadinovic	111	1992-93

THREE-POINT FIELD GOAL PCT. (min. 25 made)

NAME	RECORD	3FG-A	YEARS
1. Kristin Iwanaga	.524	43-82	2004-05
2. Chris Holten	.469	46-98	1988-89
3. Chris Holten	.462	43-93	1989-90
4. Jennifer Self	.430	64-149	1991-92
5. Milica Vukadinovic	.412	40-97	1991-92
6. Kristin Iwanaga	.394	28-71	2002-03
7. Alexis Gray-Lawson	.389	42-108	2005-06
Kelley Tatum	.381	45-118	1995-96
9. Patrycja Czepiec	.373	25-67	1994-95
10. Milica Vukadinovic	.369	41-111	1992-93

FREE THROWS MADE

NAME	RECORD	YEARS
1. Trisha Stafford	180	1991-92
2. Jennifer Bennett	176	1986-87
3. Teresa Palmisano	162	1990-91
4. Trisha Stafford	150	1990-91
5. Amanda Ray	132	1987-88
6. Teresa Palmisano	131	1989-90
7. Courtney Johnson	114	2000-01
8. Seija Leino	112	1986-87
9. Teresa Palmisano	110	1987-88
10. Jennifer Bennett	109	1985-86

FREE THROWS ATTEMPTED

NAME	RECORD	YEARS
1. Trisha Stafford	244	1991-92
2. Jennifer Bennett	224	1986-87
3. Trisha Stafford	208	1990-91
4. Teresa Palmisano	205	1990-91
5. Devanei Hampton	186	2005-06
6. Amanda Ray	181	1987-88
7. Courtney Johnson	172	2000-01
8. Teresa Palmisano	170	1989-90
9. Teresa Palmisano	151	1987-88
10. Jennifer Bennett	147	1985-86

FREE THROW PCT. (min. 50 made)

NAME	RECORD	FT-FTA	YEARS
1. Kristin Iwanaga	.934	85-91	2004-05
2. Kristin Iwanaga	.881	52-59	2002-03
3. Mia Kuusisto	.877	50-57	1986-87
4. Kiki Williams	.867	52-60	2004-05
5. Kristin Iwanaga	.863	63-73	2001-02
6. Kelley Tatum	.803	53-66	1995-96
7. Teresa Palmisano	.790	162-205	1990-91
8. Jennifer Bennett	.786	176-224	1986-87
9. Seija Leino	.778	112-144	1986-87
10. Jeannie James	.772	71-92	1984-85



YEARLY INDIVIDUAL LEADERS

SCORING AVERAGE

YEAR	PLAYER	G	PTS	AVG
1976-77	Lynn Obendorf	21	218	10.4
1977-78	Colleen Galloway	30	492	16.4
1978-79	Colleen Galloway	31	586	18.9
1979-80	Colleen Galloway	29	533	18.4
1980-81	Colleen Galloway	36	709	19.7
1981-82	Cynthia Cooke	33	444	13.5
	Sarah Thamer	33	444	13.5
1982-83	Cynthia Cooke	29	444	15.3
1983-84	Karen Smith	32	487	15.2
1984-85	Jeannie James	21	279	13.3
1985-86	Jennifer Bennett	28	501	17.9
1986-87	Jennifer Bennett	31	736	23.7
1987-88	Amanda Ray	30	456	15.2
1988-89	Teresa Palmisano	25	339	13.6
1989-90	Teresa Palmisano	28	365	13.0
1990-91	Trisha Stafford	28	499	17.8
1991-92	Trisha Stafford	29	647	22.3
1992-93	Milica Vukadinovic	29	467	16.1
1993-94	Jackie Lear	28	426	15.2
1994-95	Eliza Sokolowska	27	507	18.8
1995-96	Eliza Sokolowska	25	369	14.8
1996-97	Patrycja Czepiec	27	430	15.9
1997-98	Paige Bowie	28	307	11.0
1998-99	Paige Bowie	27	322	11.9
1999-00	Courtney Johnson	24	281	11.7
2000-01	Courtney Johnson	28	425	15.2
2001-02	Ami Forney	27	314	11.6
2002-03	Nihan Anaz	24	243	10.1
2003-04	Nihan Anaz	29	408	14.1
2004-05	Leigh Gregory	29	324	11.2
2005-06	Devanei Hampton	28	432	15.4

REBOUNDING AVERAGE

YEAR	PLAYER	G	REB	AVG
1976-77	Lynn Obendorf	21	181	8.6
1977-78	Colleen Galloway	30	312	10.4
1978-79	Jill Weddick	30	300	10.0
1979-80	Chris Sellin	30	231	7.7
1980-81	Colleen Galloway	36	286	7.9
1981-82	Sarah Thamer	33	274	8.3
1982-83	Heli Toikka	29	226	7.8
1983-84	Cynthia Cooke	32	206	6.4
1984-85	Cynthia Cooke	27	176	6.5
1985-86	Chris Metzger	24	174	7.2

1986-87	Jennifer Bennett	31	296	9.5
1987-88	Amanda Ray	30	281	9.4
1988-89	Teresa Palmisano	25	195	7.8
1989-90	Teresa Palmisano	28	199	7.1
1990-91	Teresa Palmisano	28	284	10.1
1991-92	Trisha Stafford	29	251	8.7
1992-93	Ingrid Dixson	29	250	8.6
1993-94	Ingrid Dixson	24	288	12.0
1994-95	Kerri Barrett	27	165	6.1
1995-96	Kerri Barrett	27	216	8.0
1996-97	Jennie Leander	27	233	8.6
1997-98	Jennie Leander	28	198	7.1
1998-99	Lauren Ashbaugh	27	168	6.2
1999-00	Shavaki Jackson	22	191	8.7
2000-01	Ami Forney	27	212	7.9
2001-02	Ami Forney	27	187	6.9
2002-03	Timea Ivanyi	29	153	5.3
2003-04	Leigh Gregory	29	142	4.9
2004-05	Jessica Lawson	29	144	5.0
2005-06	Devanei Hampton	28	221	7.9

FIELD GOAL PERCENTAGE

YEAR	PLAYER	FG-FGA	PCT.
1976-77	Lynn Obendorf	100-275	.364
1977-78	Colleen Galloway	224-442	.506
1978-79	Colleen Galloway	257-524	.490
1979-80	Jill Weddick	206-415	.496
1980-81	Chris Sellin	145-288	.503
1981-82	Sarah Thamer	199-376	.529
1982-83	Heli Toikka	164-335	.490
1983-84	Heli Toikka	160-323	.495
1984-85	Jennifer Bennett	119-232	.513
1985-86	Jennifer Bennett	196-352	.557
1986-87	Anja Hellman	160-295	.542
1987-88	Amanda Ray	162-345	.470
1988-89	Kesha Martin	120-231	.519
1989-90	Kesha Martin	96-178	.539
1990-91	Teresa Palmisano	162-358	.453
1991-92	Kesha Martin	139-243	.572
1992-93	Sophie von Saldern	78-125	.624
1993-94	Louise Nelson	57-113	.504
1994-95	Kerri Barrett	103-183	.563
1995-96	Jennie Leander	115-221	.520
1996-97	Geneva McDaniel	54-99	.545
1997-98	Masa Radovic	127-261	.487
1998-99	Shavaki Jackson	77-152	.507
1999-00	Ami Forney	46-96	.479
2000-01	Ami Forney	99-206	.481

2001-02	Audrey Watler	32-62	.516
2002-03	Timea Ivanyi	131-248	.528
2003-04	Leigh Gregory	124-243	.510
2004-05	Khadijah Coakley	36-71	.507
2005-06	Ashley Walker	156-315	.495

THREE-POINT FIELD GOAL PERCENTAGE

YEAR	PLAYER	3P-3PA	PCT.
1987-88	Chris Holten	18-38	.474
1988-89	Chris Holten	46-98	.469
1989-90	Chris Holten	43-93	.462
1990-91	Monica Wiley	15-44	.341
1991-92	Jennifer Self	64-149	.430
1992-93	Milica Vukadinovic	41-111	.369
1993-94	Kim Robinson	24-58	.414
1994-95	Patrycja Czepiec	25-67	.373
1995-96	Kelley Tatum	45-118	.381
1996-97	Patrycja Czepiec	47-135	.348
1997-98	Paige Bowie	28-107	.262
1998-99	Sherrise Smith	24-69	.348
1999-00	Lauren Ashbaugh	11-30	.367
2000-01	Becky Staubes	10-24	.417
2001-02	Kristin Iwanaga	23-56	.411
2002-03	Kristin Iwanaga	28-71	.394
2003-04	Kristin Iwanaga	28-80	.350
2004-05	Kristin Iwanaga	43-82	.524
2005-06	Alexis Gray-Lawson	42-108	.389



Alexis Gray-Lawson



YEARLY INDIVIDUAL LEADERS

FREE THROW PERCENTAGE

YEAR	PLAYER	FT-FTA	PCT.
1976-77	Elin Klaseen	45-85	.529
1977-78	Sharon McClelland	29-41	.707
1978-79	Colleen Galloway	32-47	.681
1979-80	Jill Weddick	63-88	.716
1980-81	Laura Logagains	30-44	.682
1981-82	Chris Sellin	67-94	.713
1982-83	Stephanie Guinn	47-69	.681
1983-84	Karen Smith	95-125	.760
1984-85	Jeannie James	71-92	.772
1985-86	Jennifer Bennett	109-147	.741
1986-87	Mia Kuusisto	50-57	.877
1987-88	Amanda Ray	132-181	.729
1988-89	Monica Wiley	42-50	.840
1989-90	Teresa Palmisano	131-170	.771
1990-91	Teresa Palmisano	162-205	.790
1991-92	Jennifer Self	36-46	.783
1992-93	Milica Vukadinovic	76-108	.704
1993-94	Kelley Tatum	34-46	.739
1994-95	Kelley Tatum	26-29	.897
1995-96	Kelley Tatum	53-66	.803
1996-97	Patrycja Czepiec	65-101	.644
1997-98	Paige Bowie	41-58	.707
1998-99	Sherrise Smith	48-61	.787
1999-00	Courtney Johnson	62-82	.756
2000-01	Kenya Corley	77-106	.726
2001-02	Kristin Iwanaga	63-73	.863
2002-03	Kristin Iwanaga	52-59	.881
2003-04	Kiki Williams	48-55	.873
2004-05	Kristin Iwanaga	85-91	.934
2005-06	Reneé Wright	50-72	.694

ASSISTS

YEAR	PLAYER	G	AST	AVG
1976-77	Lisa Krieshok	27	46	2.2
1977-78	Sheryl Johnson	29	100	3.4
1978-79	Colleen Galloway	31	110	3.5
1979-80	Mazetta Garrett	30	125	4.2
1980-81	Karen Smith	36	136	3.8
1981-82	Karen Smith	33	173	5.2
1982-83	Karen Smith	29	155	5.3
1983-84	Karen Smith	32	203	6.3
1984-85	Amanda Ray	27	90	3.3
1985-86	Jackie Thomas	27	77	2.9
1986-87	Anja Hellman	31	215	6.9

1987-88	Meme Fanner	29	142	4.9
1988-89	Meme Fanner	28	136	4.9
1989-90	Laura Baker	27	84	3.1
1990-91	Monica Wiley	28	129	4.6
1991-91	Milica Vukadinovic	29	181	6.2
1992-93	Milica Vukadinovic	29	177	6.1
1993-94	Jackie Lear	28	132	4.7
1994-95	Eliza Sokolowska	27	178	6.6
1995-96	Eliza Sokolowska	25	186	7.4
1996-97	Sherrise Smith	24	97	4.0
1997-98	Masa Radovic	28	82	2.9
1998-99	Sherrise Smith	27	121	4.5
1999-00	Courtney Johnson	24	74	3.1
2000-01	Courtney Johnson	28	99	3.5
2001-02	Amber White	28	81	2.9
2002-03	Kristin Iwanaga	29	85	2.9
2003-04	Kristin Iwanaga	29	70	2.4
2004-05	Sarah Pool	29	121	4.2
2005-06	Alexis Gray-Lawson	30	80	2.7

STEALS

YEAR	PLAYER	G	ST	AVG
1976-77	Stats not available			
1977-78	Sheryl Johnson	29	45	1.6
1978-79	Laura Loggains	31	60	1.9
1979-80	Mazetta Garrett	30	55	1.8
1980-81	Mazetta Garrett	36	91	2.5
1981-82	Cynthia Cooke	33	57	1.7
1982-83	Mazetta Garrett	29	81	2.8
1983-84	Mazetta Garrett	31	68	2.2
1984-85	Cynthia Cooke	27	74	2.7
1985-86	Jackie Thomas	24	41	1.7
1986-87	Jennifer Bennett	31	50	1.6
1987-88	Meme Fanner	29	60	2.1
1988-89	Meme Fanner	28	63	2.3
1989-90	Laura Baker	27	52	1.9
1990-91	Laura Baker	27	71	2.6
1991-92	Milica Vukadinovic	61	29	2.1
1992-93	Jackie Lear	28	78	2.8
1993-94	Jackie Lear	28	67	2.4
1994-95	Eliza Sokolowska	27	100	3.7
1995-96	Eliza Sokolowska	25	58	2.3
1996-97	Patrycja Czepiec	27	52	1.9
1997-98	Courtney Johnson	28	47	1.7
1998-99	Courtney Johnson	27	74	2.7
1999-00	Courtney Johnson	24	76	3.2
2000-01	Courtney Johnson	28	89	3.2
2001-02	Amber White	28	46	1.6

2002-03	Nihan Anaz	24	36	1.5
2003-04	Nihan Anaz	29	53	1.8
2004-05	Sarah Pool	29	36	1.2
2005-06	Jené Morris	27	62	2.3

BLOCKED SHOTS

YEAR	PLAYER	G	BL	AVG
1976-77	Stats not available			
1977-78	Colleen Galloway	31	19	0.6
1978-79	Kris Franklin	29	43	1.5
1979-80	Chris Sellin	30	50	1.7
1980-81	Sarah Thamer	35	67	1.9
1981-82	Sarah Thamer	33	97	2.9
1982-83	Heli Toikka	29	37	1.3
1983-84	Charlotte Lusschen	32	54	1.7
1984-85	Charlotte Lusschen	27	69	2.6
1985-86	Charlotte Lusschen	23	44	1.9
1986-87	Jennifer Bennett	31	37	1.2
1987-88	Teresa Palmisano	30	21	0.7
1988-89	Teresa Palmisano	25	13	0.5
1989-90	Auli Grönroos	29	16	0.6
1990-91	Teresa Palmisano	28	17	0.6
1991-92	Ingrid Dixson	29	20	0.7
1992-93	Ingrid Dixson	29	33	1.1
1993-94	Ingrid Dixson	24	34	1.4
1994-95	Elke Snijder	18	22	1.2
1995-96	Jennie Leander	27	9	0.3
1996-97	Geneva McDaniel	26	25	1.0
1997-98	Jennie Leander	28	10	0.4
1998-99	Jennie Leander	27	17	0.6
1999-00	Lauren Ashbaugh	28	22	0.8
2000-01	Ami Forney	27	16	0.6
2001-02	Ami Forney	27	10	0.4
2002-03	Timea Ivanyi	29	16	0.6
2003-04	Olga Volkova	29	17	1.7
2004-05	Jessica Lawson	29	21	0.7
2005-06	Ashley Walker	30	51	1.7

Bold indicates current players.



YEARLY TEAM STATISTICS

YEAR	G	FG-FGA	PCT	3P-3PA	PCT	FT-FTA	PCT	REB	AVG	AST	AVG	BLK	AVG	STL	AVG	PTS	AVG
2005-06	30	722-1656	.436	94-290	.324	406-649	.626	1140	38.0	418	13.9	102	3.4	246	8.2	1944	64.8
Opp	30	722-1656	.378	160-511	.313	308-452	.681	1096	36.5	444	14.8	97	3.2	246	8.2	1812	60.4
2004-05	29	673-1585	.425	130-358	.363	429-576	.745	1011	34.9	406	14.0	56	1.9	221	7.6	1905	65.7
Opp	29	798-1798	.444	124-373	.332	349-477	.732	1038	35.8	481	16.6	98	3.4	296	10.2	2069	71.3
2003-04	29	692-1598	.433	114-367	.311	378-561	.674	966	33.3	379	13.1	38	1.3	275	9.5	1876	64.7
Opp	29	742-1685	.440	107-289	.370	298-430	.693	1036	35.7	416	14.3	106	3.7	292	10.1	1889	65.1
2002-03	29	626-1655	.378	89-304	.293	330-505	.653	1093	37.7	414	14.3	56	2.4	227	7.8	1671	57.6
Opp	29	721-1678	.430	94-293	.321	326-503	.648	1072	37.0	403	13.9	109	3.8	285	9.8	1862	64.2
2001-02	28	560-1522	.368	95-347	.274	374-571	.655	1023	36.5	324	11.6	34	1.2	245	8.8	1589	56.8
Opp	28	685-1618	.423	104-329	.316	296-444	.667	1067	38.1	411	14.7	107	3.8	261	9.3	1770	63.2
2000-01	28	640-1582	.405	73-254	.287	456-716	.637	1055	37.7	339	12.1	48	1.7	277	9.9	1809	64.6
Opp	28	660-1574	.419	109-312	.349	445-661	.673	1044	37.3	385	13.8	110	3.9	264	9.4	1874	66.9
1999-00	28	664-1763	.377	83-336	.247	328-496	.661	1095	39.1	356	12.7	91	3.3	269	9.6	1739	62.1
Opp	28	623-1526	.408	109-347	.314	455-671	.678	1093	39.0	382	13.6	80	2.9	255	9.1	1810	64.6
1998-99	27	613-1589	.386	101-340	.297	354-523	.677	1049	38.9	372	13.9	79	2.9	247	9.1	1681	62.3
Opp	27	630-1517	.415	109-343	.318	459-712	.645	1050	38.9	368	13.6	56	2.1	284	10.5	1828	67.7
1997-98	28	656-1690	.388	45-228	.197	347-527	.658	1115	39.8	333	11.9	57	2.1	233	8.6	1704	60.9
Opp	28	682-1615	.422	128-368	.348	492-720	.683	1059	37.8	434	16.1	67	2.5	275	10.2	1984	70.9
1996-97	27	630-1562	.403	134-459	.292	243-425	.572	979	36.3	358	13.3	90	3.3	233	8.6	1637	60.6
Opp	27	724-1633	.443	128-365	.351	376-567	.663	1103	40.9	475	17.6	73	2.7	301	11.1	1952	72.3
1995-96	27	714-1683	.424	135-408	.331	375-559	.671	1045	38.7	414	15.3	27	1.0	205	7.6	1938	71.8
Opp	27	843-1825	.462	118-355	.332	391-600	.652	1171	43.4	487	18.0	67	2.5	284	10.5	2195	81.3
1994-95	27	781-1750	.446	88-288	.306	391-578	.676	920	34.1	453	16.8	43	1.6	336	12.4	2041	75.6
Opp	27	862-1757	.491	94-262	.359	402-585	.687	1173	43.4	532	19.7	90	3.3	245	9.1	2220	82.2
1993-94	28	794-1878	.423	112-330	.339	380-548	.693	1139	40.7	409	14.9	63	2.3	233	8.3	2080	74.3
Opp	28	886-1885	.470	130-336	.387	457-676	.676	1172	41.9	503	1.8	99	3.5	321	11.5	2359	84.3
1992-93	29	837-1815	.461	79-259	.305	346-534	.648	1145	39.5	453	15.6	98	3.4	324	11.2	2099	72.4
Opp	29	761-1778	.428	95-303	.314	374-544	.688	1041	35.9	416	14.3	55	1.9	273	9.4	1991	68.7
1991-92	29	822-1756	.468	134-346	.387	444-663	.670	1121	38.7	443	15.3	54	1.9	293	10.1	2222	76.6
Opp	29	775-1761	.440	84-249	.337	408-582	.701	1029	35.5	426	14.7	79	2.7	275	9.5	2042	70.4

TOP FIVE SEASONS

SCORING AVERAGE

1. 1986-87	82.0
2. 1990-91	78.1
3. 1983-84	77.8
4. 1991-92	76.6
5. 1980-81	76.2

SCORING DEFENSE

1. 2005-06	60.4
2. 2001-02	63.2
3. 2002-03	64.2
4. 1999-00	64.6
5. 2003-04	65.1

FG PERCENTAGE

1. 1991-92	.468
2. 1986-87	.464
3. 1983-84	.463
4. 1985-86	.462
5. 1992-93	.461

3FG PERCENTAGE

1. 1991-92	.387
2. 1989-90	.373
3. 2004-05	.363
4. 1988-89	.355
5. 1987-88	.342

FT PERCENTAGE

1. 2004-05	.745
2. 1986-87	.741
3. 1985-86	.718
4. 1988-89	.6992
5. 1990-91	.6988

REBOUNDING AVERAGE

1. 1981-82	44.8
2. 1979-80	43.50
3. 1984-85	43.48
4. 1980-81	43.3
5. 1982-83	42.1

ASSISTS AVERAGE

1. 1986-87	20.0
2. 1983-84	17.7
3. 1982-83	17.6
4. 1984-85	17.0
5. 1994-95	16.8



YEARLY TEAM STATISTICS

YEAR	G	FG-FGA	PCT	3P-3PA	PCT	FT-FTA	PCT	REB	AVG	AST	AVG	BLK	AVG	STL	AVG	PTS	AVG
1990-91	28	756-1839	.411	125-406	.308	550-787	.699	1151	41.1	265	9.5	50	1.8	271	9.7	2187	78.1
Opp	28	844-1876	.450	97-295	.329	416-588	.707	1206	43.1	459	16.4	80	2.9	239	8.5	2201	78.6
1989-90	29	793-1775	.447	129-346	.373	493-749	.658	1200	41.4	459	15.8	57	2.0	265	9.1	2208	76.1
Opp	29	839-1933	.434	68-235	.289	400-617	.648	2146	74.0	504	17.4	81	2.8	323	11.1	2146	74.0
1988-89	28	769-1803	.427	99-279	.355	479-685	.699	1065	38.0	370	13.2	44	1.6	291	10.4	2116	75.6
Opp	28	804-1748	.460	59-139	.424	469-691	.679	1161	41.5	499	17.8	88	3.1	237	8.5	2136	76.3
1987-88	30	832-1965	.423	68-199	.342	478-679	.686	1183	39.4	447	15.0	60	2.0	332	11.1	2210	73.7
Opp	30	929-2070	.449	67-174	.385	394-563	.700	1266	42.2	602	20.1	94	3.1	311	10.4	2319	77.3
1986-87	31	975-2102	.464	n/a	n/a	592-799	.741	1284	41.4	619	20.0	73	2.4	295	9.5	2542	82.0
Opp	31	955-2069	.456	n/a	n/a	450-672	.670	1238	39.9	561	18.1	67	2.2	285	9.2	2360	76.1
1985-86	28	785-1693	.462	n/a	n/a	425-592	.718	1148	41.0	454	16.2	110	4.0	244	7.9	1991	71.1
Opp	28	795-1864	.427	n/a	n/a	370-558	.663	1071	38.2	455	16.3	54	2.0	314	11.2	1960	70.0
1984-85	27	751-1757	.427	n/a	n/a	455-690	.659	1174	43.5	458	17.0	132	4.9	326	12.1	1957	72.5
Opp	27	750-1748	.429	n/a	n/a	406-663	.612	1147	42.5	464	17.2	75	2.8	307	11.4	1906	70.6
1983-84	32	1001-2161	.463	n/a	n/a	489-748	.653	1305	40.8	567	17.7	122	4.5	317	10.0	2491	77.8
Opp	32	928-2205	.421	n/a	n/a	503-695	.724	1401	43.8	430	13.4	88	2.8	318	10.0	2359	73.7
1982-83	29	898-1986	.452	n/a	n/a	343-294	.615	1221	42.1	510	17.6	85	3.0	312	10.8	2139	73.8
Opp	29	855-2010	.425	n/a	n/a	339-541	.627	1360	46.9	423	14.6	74	2.6	226	7.8	2049	70.7
1981-82	33	1033-2336	.442	n/a	n/a	393-634	.620	1447	44.8	473	14.3	144	4.4	308	9.3	2459	74.5
Opp	33	890-2192	.406	n/a	n/a	470-718	.655	1382	41.9	370	11.2	59	1.8	375	11.4	2250	68.2
1980-81	36	1134-2499	.454	n/a	n/a	475-770	.617	1558	43.3	600	16.7	135	3.8	415	11.5	2743	76.2
Opp	36	1025-2462	.416	n/a	n/a	478-754	.634	1548	43.0	422	11.7	92	2.6	368	10.2	2550	70.8
1979-80	30	932-2044	.456	n/a	n/a	362-578	.626	1305	43.5	442	14.7	106	3.5	258	8.6	2226	74.2
Opp	30	836-1888	.443	n/a	n/a	427-641	.666	1117	37.2	393	13.1	87	2.9	294	9.8	2099	70.0
1978-79	31	907-2085	.435	n/a	n/a	314-552	.569	1258	40.5	422	13.6	120	3.9	209	6.7	2128	68.6
Opp	31	891-2216	.402	n/a	n/a	330-554	.596	1315	42.4	448	14.5	78	2.5	252	8.1	2101	67.8
1977-78	31	881-2077	.424	n/a	n/a	289-505	.572	1272	41.0	n/a	n/a	n/a	n/a	n/a	n/a	2051	66.1
Opp—n/a																	

TOP FIVE SEASONS *cont.*

STEALS AVERAGE

1. 1994-95 12.4
2. 1984-85 12.1
3. 1980-81 11.5
4. 1992-93 11.2
5. 1987-88 11.1

BLOCKS AVERAGE

1. 1984-85 4.9
2. 1983-84 4.5
3. 1981-82 4.4
4. 1985-86 4.0
5. 1978-79 3.9



THE LAST TIME

INDIVIDUAL

Last time a Cal player scored 30 or more points:
30, Alexis Gray-Lawson at Stanford, Jan. 14, 2006

Last time a Cal player scored 35 or more points:
39, Jennifer Bennett vs. Creighton, March 20, 1987

Last time a Cal player scored 40 or more points:
44, Jennifer Bennett vs. Washington, Feb. 12, 1987

Last time an opponent player scored 30 or more points:
30, Kim Butler, Oregon State, Feb. 2, 2006

Last time a Cal player had 20 or more rebounds:
20, Shavaki Jackson vs. Arizona State, March 9, 2000

Last time a Cal player made 10 or more FGs:
11, Alexis Gray-Lawson at Stanford, Jan. 14, 2006 (11-15)

Last time a Cal player made 10 or more FTs:
10, Leigh Gregory vs. San Jose State, Nov. 25, 2003 (10-10)

Last time a Cal player had 10 or more assists:
11, Sarah Pool vs. South Carolina State, Dec. 10, 2005

Last time a Cal player had 5 or more steals:
5, Jené Morris vs. USC, Jan. 1, 2006

Last time a Cal player had 3 or more blocks:
3, Devanei Hampton vs. Washington, Feb. 25, 2006

TEAM

Last time a Cal team scored 80 or more points:
81, vs. Washington (58), Feb. 25, 2006

Last time a Cal team scored 100 or more points:
101, at Arizona State (79), Jan. 6, 1996

Last time a Cal team allowed 100 or more points:
103, at USC vs. Cal (69), Feb. 20, 2005

Last time a Cal team scored fewer than 50 points:
43, at Arizona State (62), Feb. 18, 2006

Last time a Cal team scored fewer than 40 points:
35, vs. Stanford (60), March 8, 2003

Last time a Cal team scored fewer than 30 points:
22, vs. UC Davis (27), Feb. 26, 1974

Last time a Cal team allowed fewer than 50 points:
41, Tennessee Tech vs. Cal (65), Dec. 5, 2004

Last time a Cal team allowed fewer than 40 points:
39, vs. Oregon (49), Feb. 4, 2006

Last time a Cal team allowed fewer than 30 points:
25, UC Santa Cruz vs. Cal (90), Jan. 7, 1978

Last time a Cal team had 50 or more rebounds:
53, vs. Columbia, Dec. 3, 2005

Last time a Cal team had 60 or more rebounds:
64, at Washington, Jan. 29, 2000

Last time a Cal team made 30 or more FGs:
33, vs. Washington, Feb. 25, 2006

Last time a Cal team made 30 or more FTs:
30, vs. UCLA, March 1, 2001

Last time a Cal team had 20 or more assists:
30, vs. South Carolina State, Dec. 10, 2005

Last time a Cal team had 10 or more steals:
10, at Stanford, Jan. 14, 2006

Last time a Cal team had 15 or more steals:
17, vs. South Carolina State, Dec. 10, 2005

Last time a Cal team had 5 or more blocks:
5, vs. St. John's, March 19, 2006

Last time Cal had a 5 or more game-winning streak:
5, Dec. 4, 2004 to Dec. 21, 2004

Last time Cal played in front of a crowd of 5,000 or more:
5,513 at UCLA, Jan. 29, 2006

Last time Cal played in front of a crowd of 6,000 or more:
8,164 at New Mexico, Nov. 13, 2005

Last time Cal defeated an opponent ranked in the ESPN-USA Today-WBCA Poll:
Cal def. No. 23 USC, 72-67, Jan. 27, 2006, in Los Angeles

Last time Cal defeated an opponent ranked in the AP Poll:
Cal def. No. 15 Arizona State, 66-64, Jan. 19, 2006, in Berkeley



100-POINT AND OVERTIME GAMES

CAL'S 100-POINT GAMES (14-0 RECORD)

DATE	W/L	RESULT	SITE
1/6/96	W	California 101, Arizona State 79	Tempe, AZ
2/10/94	W	California 104, Arizona State 94	Tempe, AZ
12/20/93	W	California 104, Cal State Fullerton 69	Berkeley, CA
12/20/91	W	California 105, Appalachian State 69	Berkeley, CA
12/4/90	W	California 110, Saint Mary's 85	Berkeley, CA
12/2/90	W	California 111, Sam Houston State 67	Lubbock, TX
11/28/89	W	California 107, Saint Mary's 70	Berkeley, CA
3/10/89	W	California 115, USC 106	Berkeley, CA
12/10/88	W	California 105, Saint Mary's 96	Moraga, CA
3/19/87	W	California 109, Appalachian State 99	Amarillo, TX
1/2/87	W	California 102, USC 85	Berkeley, CA
12/18/81	W	California 102, Portland State 68	Portland, OR
1/18/80	W	California 105, Biola 52	Berkeley, CA
12/1/78	W	California 103, Weber State 97	Ogden, UT

OPPONENT'S 100-POINT GAMES (1-13 RECORD)

DATE	W/L	RESULT	SITE
2/20/05	L	USC 103, California 69	Los Angeles, CA
1/4/96	L	Arizona 102, California 66	Tucson, AZ
2/2/95	L	Oregon State 101, California 76	Corvallis, OR
2/18/94	L	Stanford 111, California 64	Stanford, CA
2/16/92	L	UCLA, 101, California 87	Los Angeles, CA
2/1/91	L	Stanford 113, California 79	Stanford, CA
1/19/91	L	UCLA 102, California 83	Berkeley, CA
3/2/90	L	Stanford, 112, California 84	Stanford, CA
12/28/89	L	North Carolina State 100, California 68	Raleigh, NC
3/10/89	W	California 115, USC 106	Berkeley, CA
3/21/87	L	Arkansas 112, California 80	Amarillo, TX
2/6/87	L	USC 105, California 63	Los Angeles, CA
12/15/79	L	UNLV 102, California 79	Las Vegas, NV
12/22/78	L	UCLA 100, California 87	Los Angeles, CA

DOUBLE OVERTIME (3-0) RECORD

DATE	W/L	RESULT	SITE
12/19/97	W	California, 70, George Mason 69	Oakland, CA
1/2/88	W	California 75, San Francisco 72	San Francisco, CA
1/31/75	W	California 69, Nevada 68	Berkeley, CA

SINGLE OVERTIME (10-11 RECORD)

DATE	W/L	RESULT	SITE
1/29/06	L	UCLA 90, California 87	Los Angeles, CA
2/7/02	L	Oregon State 74, California 69	Corvallis, OR
3/9/00	W	California 60, Arizona State 55	Berkeley, CA
2/21/98	L	Washington 83, California 78	Seattle, WA
1/11/96	L	USC 87, California 80	Berkeley, CA
11/24/95	W	California 89, San Francisco 84	Berkeley, CA
2/19/93	L	USC 76, California 71	Los Angeles, CA
2/7/93	L	Arizona 73, California 72	Berkeley, CA
1/23/92	W	California 67, Washington 66	Seattle, WA
12/20/90	W	California 90, Clemson 86	Berkeley, CA
12/10/88	W	California 105, Saint Mary's 96	Moraga, CA
3/12/88	L	USC 99, California 97	Berkeley, CA
2/27/88	W	California 79, Oregon State 75	Corvallis, OR
2/28/87	W	California 84, Arizona 77	Tucson, AZ
11/28/86	L	Montana 67, California 62	Missoula, MT
2/2/85	W	California 82, San Francisco 72	Berkeley, CA
11/26/82	W	California 87, Stanford 85	Berkeley, CA
3/2/81	W	California 92, Stanford 87	Berkeley, CA
2/17/79	L	Stanford 70, California 62	Palo Alto, CA
12/14/78	L	San Diego State 74, California 69	Berkeley, CA
1/18/77	L	Sonoma State 60, California 58	Sonoma, CA



SINGLE GAME BESTS

POINTS

45	Jennifer Bennett vs. Arizona, 1/26/87
44	Jennifer Bennett vs. Washington, 2/12/87
40	Colleen Galloway vs. Weber State, 12/11/87
39	Jennifer Bennett vs. Creighton, 3/20/87
39	Jennifer Bennett vs. Arizona, 2/28/87
39	Jennifer Bennett vs. Oregon State, 2/14/86
38	Jennifer Bennett vs. Oregon State, 3/5/87
35	Jennifer Bennett vs. Arizona State, 2/6/87
35	Jennifer Bennett vs. USC, 1/2/87
35	Colleen Galloway vs. Stephen F. Austin, 2/6/81
35	Colleen Galloway vs. Clemson, 1/4/81
34	Courtney Johnson vs. Stanford, 2/16/01
34	Jill Weddick vs. Montana State, 12/8/78
33	Eliza Sokolowska vs. Washington State, 2/24/96
33	Patrycja Czepiec vs. Boise State, 12/16/94
33	Eliza Sokolowska vs. Texas, 11/25/94
33	Trisha Stafford vs. Santa Clara, 3/18/92
33	Colleen Galloway vs. Baylor, 3/26/81
32	Courtney Johnson vs. Santa Clara, 12/10/00
32	Trisha Stafford vs. Xavier, 12/30/91
32	Chris Holten vs. USC, 3/12/88
32	Seija Leino vs. USC, 1/2/87
32	Cynthia Cooke vs. UNLV, 11/26/83
32	Sheryl Johnson vs. USF, 2/18/78
31	Eliza Sokolowska vs. Saint Mary's, 11/29/94
31	Trisha Stafford vs. Stanford, 3/1/91
31	Laura Baker vs. Stanford, 2/1/91
31	Trisha Stafford vs. Long Beach State, 12/29/90
31	Cynthia Cooke vs. Queens College, 12/28/83
31	Colleen Galloway vs. Fresno State, 1/31/81
31	Jill Weddick vs. Stanford, 2/6/80
30	Alexis Gray-Lawson vs. Stanford, 1/14/06
30	Nihan Anaz vs. Washington State, 1/4/04
30	Paige Bowie vs. Northwestern, 12/17/98
30	Kelley Tatum vs. Oregon State, 2/17/96
30	Eliza Sokolowska vs. USC, 2/25/95
30	Milica Vukadinovic vs. Northwestern, 12/21/92
30	Milica Vukadinovic vs. UCLA, 2/16/92
30	Trisha Stafford vs. USC, 2/14/92
30	Amanda Ray vs. Oregon State, 2/27/88
30	Colleen Galloway vs. UNLV, 1/20/80

REBOUNDS

26	Colleen Galloway vs. Nevada, 3/3/78
24	Jill Weddick vs. Yale, 1/9/79
23	Shavaki Jackson vs. Washington, 1/29/00



Devanei Hampton



Ingrid Dixson



Cynthia Cooke

23	Ingrid Dixson vs. Arizona State, 1/15/94
20	Shavaki Jackson vs. Arizona State, 3/9/00
19	Jennie Leander vs. Arizona State, 3/6/97
19	Colleen Galloway vs. UC Davis, 12/30/77
18	Devanei Hampton vs. UCLA, 12/30/05
18	Jennie Leander vs. USC, 1/18/98
18	Kris Franklin vs. San Francisco State, 1/28/79
18	Kris Franklin vs. Arizona, 1/5/79
18	Colleen Galloway vs. Pacific, 2/23/78
17	Ingrid Dixson vs. USF, 12/18/93
17	Ingrid Dixson vs. Sacramento State, 11/27/93
17	Ingrid Dixson vs. Arizona, 2/27/92
17	Seijo Leino vs. Rice, 12/21/86
17	Amanda Ray vs. Montana, 11/28/86
17	Colleen Galloway vs. Baylor, 3/26/81
17	Colleen Galloway vs. USF, 2/23/79
17	Kris Franklin vs. Montana State, 12/8/78

ASSISTS


16	Eliza Sokolowska vs. USC, 1/11/96
15	Eliza Sokolowska vs. Arizona State, 2/9/95
14	Milica Vukadinovic vs. Oregon, 3/13/93
13	Milica Vukadinovic vs. Oregon, 3/7/92
13	Anja Hellman vs. USC, 1/2/87
12	Amber White vs. Arizona, 12/21/01
12	Eliza Sokolowska vs. Arizona, 3/9/96
12	Eliza Sokolowska vs. UCLA, 1/28/95
12	Milica Vukadinovic vs. Stanford, 1/15/93
12	Milica Vukadinovic vs. Utah, 12/12/92
12	Milica Vukadinovic vs. Arizona, 2/1/92
12	Meme Fanner vs. Cal Poly Pomona, 12/19/87
12	Anja Hellman vs. Arizona State, 2/26/87
11	Sarah Pool vs. South Carolina State, 12/10/05
11	Eliza Sokolowska vs. Oregon, 3/2/95
11	Jackie Lear vs. UCLA, 1/28/95
11	Eliza Sokolowska vs. Washington State, 1/5/95
11	Anja Hellman vs. Washington State, 2/14/87
11	Jackie Thomas vs. Villanova, 12/21/85
11	Karen Smith vs. San Jose State, 3/2/84
11	Karen Smith vs. Washington, 1/27/84
11	Karen Smith vs. Stanford, 11/26/82



1,000-POINT CLUB



COLLEEN GALLOWAY
2,320 points (18.4 avg)
1978-81



JENNIFER BENNETT
1,766 points (15.0 avg)
1984-87



CYNTHIA COOKE
1,641 points (13.6 avg)
1982-85



TERESA PALMISANO
1,610 points (14.5 avg)
1988-91




KAREN SMITH
1,559 points (12.0 avg)
1981-84



Leigh Gregory



TRISHA STAFFORD
1,530 points (15.3 avg)
1989-92



KESHA MARTIN
1,368 points (11.7 avg)
1989-93



JACKIE LEAR
1,221 points (14.7 avg)
1993-95



AMANDA RAY
1,172 points (10.4 avg)
1985-88



JENNIE LEANDER
1,144 points (10.5 avg)
1996-99




LEIGH GREGORY
1,136 points (10.2 avg)
2002-05



HELI TOIKKA
1,102 points (9.6 avg)
1983-86



COURTNEY JOHNSON
1,077 points (10.1 avg)
1998-01



LAURA BAKER
1,072 points (9.7 avg)
1988-91



PATRYCJA CZEPIEC
1,059 points (13.1 avg)
1995-97



PAIGE BOWIE
1,043 points (10.4 avg)
1997-00



CHRIS SELLIN
1,008 points (10.5 avg)
1979-82



HONORS AND AWARDS

ALL-AMERICAN

- 1992-93 Milica Vukadinovic (Kodak, NEA, BT, Street & Smith's)
- 1991-92 Jennifer Self (AWSF - special mention)
Trisha Stafford (Kodak - HM, WBNS - 2nd team, AWSF - 2nd team, BT - HM)
Milica Vukadinovic (Kodak - HM, BT - HM, AWSF - 4th team)
- 1990-91 Laura Baker (AWSF - special mention)
Teresa Palmisano (AWSF - 3rd team, Street & Smith's preseason HM)
Trisha Stafford (AWSF - 4th team)
- 1987-88 Teresa Palmisano (AWSF-freshman team)
Amanda Ray (AWSF - special mention)
- 1986-87 Jennifer Bennett (Kodak - HM, AWSF - 2nd team)
Anja Hellman (AWSF - freshman team)
- 1984-85 Amanda Ray (AWSF-freshman 2nd team)
- 1983-84 Karen Smith (WBNS - 2nd team, AWSF - 2nd team)
- 1982-83 Cynthia Cooke (AWSF - HM)
Heli Toikka (AWSF - freshman team)
- 1981-82 Karen Smith (Kodak - HM)
Sarah Thamer (Kodak - HM)
- 1980-81 Colleen Galloway (Kodak - HM)
- 1979-80 Colleen Galloway (Kodak - HM)

ALL-CONFERENCE

- 2005-06 Devanei Hampton (Pac-10, 1st team)
Alexis Gray-Lawson (Pac-10, HM)
- 2004-05 Leigh Gregory (Pac-10, HM)
Kristin Iwanaga (Pac-10, HM)
- 2003-04 Nihan Anaz (Pac-10, 1st team)
- 2001-02 Ami Forney (Pac-10, HM)
LaTasha O'Keith (Pac-10, HM)
- 2000-01 Courtney Johnson (Pac-10, 1st team)
Kenya Corley (Pac-10, HM)
- 1999-00 Shavaki Jackson (Pac-10, HM)
Courtney Johnson (Pac-10, HM)
- 1998-99 Paige Bowie (Pac-10, HM)
Sherrise Smith (Pac-10, HM)
- 1996-97 Patrycja Czepiec (Pac-10, HM)
- 1995-96 Eliza Sokolowska (Pac-10, HM)
- 1994-95 Eliza Sokolowska (Pac-10, first team)
- 1992-93 Milica Vukadinovic (Pac-10, 1st team)
- 1991-92 Trisha Stafford (Pac-10, 1st team)
Milica Vukadinovic (Pac-10, 1st team)



Trisha Stafford



Masa Radovic



Kenya Corley

- 1990-91 Trisha Stafford (Pac-10, 1st team)
- 1986-87 Jennifer Bennett (Pac-10, 1st team)
- 1985-86 Jennifer Bennett (NorPac, 1st team)
Chris Metzger (NorPac, 2nd team)
- 1984-85 Jennifer Bennett (NorPac, 2nd team)
- 1983-84 Karen Smith (NorPac, 1st team)
Mazetta Garrett (NorPac, HM)
- 1982-83 Cynthia Cooke (NorPac, 1st team)
Heli Toikka (NorPac, 2nd team)
- 1981-82 Cynthia Cooke (NorCal, 1st team)
Sarah Thamer (NorCal, 1st team)
Karen Smith (NorCal, 2nd team)
- 1980-81 Colleen Galloway (NorCal, 1st team)
Karen Smith (NorCal, 1st team)
- 1979-80 Colleen Galloway (NorCal, 1st team)
Jill Weddick (NorCal, 2nd team)
- 1978-79 Colleen Galloway (NorCal, 1st team)
Laura Loggains (NorCal, 2nd team)
- 1977-78 Colleen Galloway (NorCal, 1st team)
Sheryl Johnson (NorCal, 1st team)

ALL-FRESHMAN

- 2005-06 Alexis Gray-Lawson (Pac-10, WBNS 1st team)
Devanei Hampton (Pac-10, WBNS 1st team)
Ashley Walker (Pac-10, 1st team)
Jené Morris (Pac-10, HM)
- 2004-05 Jessica Lawson (Pac-10, 1st team)
- 2000-01 LaTasha O'Keith (Pac-10, HM)
- 1999-00 Amber White (Pac-10, HM)
- 1997-98 Masa Radovic (Pac-10, 1st team)
- 1996-97 Paige Bowie (Pac-10, HM)
- 1995-96 Jennie Leander (Pac-10, 1st team)
- 1994-95 Elke Snijder (Pac-10, HM)
- 1989-90 Auli Grönroos (Pac-10, 1st team)
- 1988-89 Keshia Martin (Pac-10, 1st team)
- 1987-88 Teresa Palmisano (Pac-10, 1st team)
- 1986-87 Anja Hellman (Pac-10, 1st team)
Seija Leino (Pac-10, 1st team)
- 1985-86 Mia Kuusisto (NorPac, 1st team)
- 1984-85 Amanda Ray (NorPac, 1st team)
- 1983-84 Jennifer Bennett (NorPac, 1st team)

CALIFORNIA HALL OF FAME

- | Year Inducted | Player |
|---------------|--------------------|
| 2003 | Milica Vukadinovic |
| 1989 | Colleen Galloway |

U.S. UNDER-20 NATIONAL TEAM

- 2006 Joanne Boyle (assistant coach)
Devanei Hampton

U.S. OLYMPIC FESTIVAL

- 1991 Ingrid Dixson
- 1990 Keshia Martin
Trisha Stafford
- 1985 Jennifer Bennett
- 1983 Jennifer Bennett
- 1982 Cynthia Cooke

U.S. JUNIOR NATIONAL TEAM

- 1990 Trisha Stafford

PAC-10 ALL-STAR TEAM

- 1996 Jennie Leander
- 1992 Ingrid Dixson
- 1991 Trisha Stafford
- 1990 Monica Wiley
- 1989 Teresa Palmisano



Alexis Gray-Lawson



HONORS AND AWARDS

PAC-10 ALL-ACADEMIC TEAM

- 2005-06 Sarah Pool (HM)
- 2004-05 Kiki Williams (1st team)
Kristin Iwanaga (2nd team)
Khadijah Coakley (HM)
Leigh Gregory (HM)
Sarah Pool (HM)
- 2003-04 Jacqueline Sanchez (HM)
Nihan Anaz (HM)
Khadijah Coakley (HM)
Kristin Iwanaga (HM)
Jacqueline Sanchez (HM)
Olga Volkova (HM)
Kiki Williams (HM)
- 2002-03 Kristin Iwanaga (HM)
Olga Volkova (HM)
Amber White (HM)
Kiki Williams (HM)
- 2001-02 Luana Coloma (HM)
Janet Franey (HM)
Michelle Wald (HM)
Kiki Williams (HM)
- 2000-01 Genevieve Swedor (2nd team)
Lauren Ashbaugh (HM)
Courtney Johnson (HM)
- 1999-00 Paige Bowie (1st team)
Masa Radovic (HM)
- 1998-99 Paige Bowie (1st team)
Jennie Leander (1st team)
Lauren Ashbaugh (HM)
- 1997-98 Jennie Leander (1st team)
Paige Bowie (2nd team)
Geneva McDaniel (HM)
- 1996-97 Patrycja Czepiec (2nd team)
Liz Rizzo (2nd team)
Jennie Leander (HM)
Elke Snijder (HM)
- 1994-95 Jackie Lear (1st team)
Kerri Barrett (2nd team)
- 1993-94 Jackie Lear (1st team)
Kerri Barrett (1st team)
Louise Nelson (2nd team)
- 1992-93 Milica Vukadinovic (1st team)
- 1991-92 Jennifer Self (1st team)
Monica Wiley (2nd team)
- 1990-91 Jennifer Self (2nd team)
Monica Wiley (HM)
- 1989-90 Monica Wiley (2nd team)
- 1988-89 Meme Fanner (2nd team)
- 1986-87 Mia Kuusisto (2nd team)



Jacqueline Sanchez



Leigh Gregory



Khadijah Coakley

CAL ALL-DECADE TEAM (1986-96)

- Laura Baker
 - Jennifer Bennett
 - Ingrid Dixon
 - Jackie Lear
 - Kesha Martin
 - Teresa Palmisano
 - Amanda Ray
 - Eliza Sokolowska
 - Trisha Stafford
 - Milica Vukadinovic*
- *Athlete of the Decade

PAC-10 COACH OF THE YEAR

- 2003-04 Caren Horstmeyer
- 1991-92 Gooch Foster

CONVERSE/WBCA DISTRICT 8 COACH OF THE YEAR

- 1992-93 Gooch Foster
- 1991-92 Gooch Foster

RECENT CAL MVPS

- 2005-06 Devanei Hampton (offense)**
Jené Morris (defense)
- 2004-05 Leigh Gregory/Kristin Iwanaga
- 2003-04 Nihan Anaz
- 2002-03 Nihan Anaz/Kristin Iwanaga
- 2001-02 Ami Forney
- 2000-01 Courtney Johnson
- 1999-00 Courtney Johnson
- 1998-99 Sherrise Smith
- 1997-98 Paige Bowie/Masa Radovic
- 1996-97 Patrycja Czepiec
- 1995-96 Kerri Barrett/Eliza Sokolowska
- 1994-95 Eliza Sokolowska
- 1993-94 Ingrid Dixon
- 1992-93 Milica Vukadinovic
- 1991-92 Trisha Stafford
- 1990-91 Teresa Palmisano
- 1989-90 Teresa Palmisano



Kristin Iwanaga



Devanei Hampton

LEGEND

- AWSF American Women's Sports Federation/Fast Break
 - BT Basketball Times
 - NEA Newspaper Enterprise Association
 - WBCA Women's Basketball Coaches Association
 - WBNS Women's Basketball News Service
- Bold indicates current player or coach**



ALL-TIME COACHES



Gooch Foster



Marianne Stanley



Caren Horstmeyer



Joanne Boyle

YEAR-BY-YEAR RECORD

Year	Coach	Overall	Conference Record (place)
1973-74	Debbie Gebhardt	5-5	2-3 (NCIAC)
1974-75	June Scopinich	4-7	N/A
1975-76	Barb Iten	6-12	3-7 (NCIAC)
1976-77	Barb Iten	15-7	9-3 (NCIAC)
1977-78	Marci Cantrell	18-12	7-5 (3rd - NorCal)
1978-79	Marci Cantrell	14-17	8-4 (3rd - NorCal)
1979-80	Gooch Foster	17-13	7-5 (3rd - NorCal)
1980-81	Gooch Foster	23-13	10-2 (1st - NorCal)
1981-82	Gooch Foster	23-10	10-2 (1st - NorCal)
1982-83	Gooch Foster	17-12	12-2 (2nd - NorPac)
1983-84	Gooch Foster	24-8	12-2 (4th - NorPac)
1984-85	Gooch Foster	15-12	7-5 (5th - NorPac)
1985-86	Gooch Foster	16-12	7-5 (4th - NorPac)
1986-87	Gooch Foster	21-10	10-8 (5th - Pac-10)
1987-88	Gooch Foster	15-15	6-12 (T6th - Pac-10)
1988-89	Gooch Foster	13-15	8-10 (T4th - Pac-10)
1989-90	Gooch Foster	17-12	9-9 (T4th - Pac-10)
1990-91	Gooch Foster	14-14	7-11 (7th - Pac-10)
1991-92	Gooch Foster	20-9	12-6 (T3rd - Pac-10)
1992-93	Gooch Foster	19-10	10-8 (T4th - Pac-10)
1993-94	Gooch Foster	8-20	2-16 (T9th - Pac-10)
1994-95	Gooch Foster	10-17	5-13 (T8th - Pac-10)
1995-96	Gooch Foster	7-20	3-15 (10th - Pac-10)
1996-97	Marianne Stanley	6-21	2-16 (10th - Pac-10)
1997-98	Marianne Stanley	6-22	2-16 (T9th - Pac-10)
1998-99	Marianne Stanley	12-15	6-12 (T6th - Pac-10)
1999-00	Marianne Stanley	11-17	6-12 (8th - Pac-10)
2000-01	Caren Horstmeyer	12-16	8-10 (T6th - Pac-10)
2001-02	Caren Horstmeyer	7-21	2-16 (9th - Pac-10)
2002-03	Caren Horstmeyer	10-19	5-13 (9th - Pac-10)
2003-04	Caren Horstmeyer	12-17	4-14 (9th - Pac-10)
2004-05	Caren Horstmeyer	11-18	4-14 (8th - Pac-10)
2005-06	Joanne Boyle	18-12	10-8 (6th - Pac-10)
Totals (33 years)		446-460 (.492)	

Coach	Cal Record	Seasons
Debbie Gebhardt	2-3 (.400)	1
June Scopinich	4-7 (.364)	1
Barb Iten	21-19 (.525)	2
Marci Cantrell	32-29 (.525)	2
Gooch Foster	279-222 (.557)	17
Marianne Stanley	35-75 (.318)	4
Caren Horstmeyer	52-91 (.364)	5
Joanne Boyle	18-12 (.600)	1



ALL-TIME LETTERWINNERS

-A-

Alexander, Sophia 1990
Anaz, Nihan 2003, 04
Anderson, Debbie 1978
Arenas, Maribel 1987
Ashbaugh, Lauren 1998, 99, 00, 01
Atwood, Amy 1992, 93, 94, 95

-B-

Baker, Laura 1988, 89, 90, 91
Barrett, Kerri 1993, 94, 95, 96
Bennett, Jennifer 1984, 85, 86, 87
Berry, Nicol 2002
Bowie, Paige 1997, 98, 99, 00
Brown, Maria 1989
Bruemmer, Sue 1985, 86
Burggeman, Marcia 1991, 92

-C-

Cameron, Jeanette 1980
Capuyan, Gigi 1994
Carlsen, Marlene 1975
Chandler, Carol 1978, 79, 80, 81
Chaw, Debbie 1976, 77, 78
Churchill, Jamilla 1996, 97, 98, 99
Coakley, Khadijah 2002, 03, 04, 05
Cody, Vicki 1977
Coloma, Luana 2001, 02, 03
Cooke, Cynthia 1982, 83, 84, 85
Corley, Kenya 1998, 99, 00, 01
Czepiec, Patrycja 1995, 96, 97

-D-

DeBacco, Brenda 1979, 80, 81
Deering, Jen 2001
DeVaney, Kathy 1984, 85
Divine, Laura 1974, 75
Dixon, Ingrid 1991, 92, 93, 94
Dmitrieva, Tatiana 1995, 96, 97
Drake, Ann 1979, 80, 81, 82
Dyer, Bermie 1998

-E-

Elderkin, Sue 1975, 76, 77, 78

-F-

Fanner, Meme 1986, 87, 88, 89
Folsom, Marie 1995, 96, 97, 98
Forney, Ami 1999, 00, 01, 02
Foster, Krista 2005, 06
Franey, Janet 1999, 00, 01, 02
Franklin, Kristine 1978, 79

-G-

Gable, Brigitte 1981, 82, 83, 84
Gai, Karen 1974, 75
Galloway, Colleen 1978, 79, 80, 81
Garrett, Mazetta 1979, 80, 81, 84
Geraedts, Emmelie 2004, 05, 06
Gray-Lawson, Alexis 2006
Gregory, Leigh 2002, 03, 04, 05
Grönroos, Auli 1989, 90
Gunn, Stephanie 1980, 81, 82, 83

-H-

Hampton, Devanei 2006
Hayakawa, Dana 1978, 79
Helgerson, Lexie 2003
Hellman, Anja 1986, 87
Hilde, Libra 1988, 89, 90, 91
Holten, Chris 1987, 88, 89, 90
Howard, Sarisa 1977, 78
Hydorn, Tracy 1979, 80

-I-

Inoue, Tamara 1998
Ivanyi, Timea 2003
Iwanaga, Kristin 2002, 03, 04, 05

-J-

Jackson, Shavaki 1999, 00
James, Jeannie 1982, 83, 84, 85
Jenkins, Carolyn 1987, 88, 89, 90
Johnson, Courtney 1998, 99, 00, 01
Johnson, Sheryl 1977, 78, 79, 80
Juergens, Patty 1979, 80, 81, 82

-K-

Kasuya, Akiko 1975, 76
Kay, Alexandra 1991, 92, 93
Kennedy, Marty 1974, 75
Kennon, Kobi, 1996, 97, 98, 99
Kingsbury, Ann 1975, 76
Klaseen, Elin 1976, 77
Knapp, Andrea 1987, 88
Kostka, Jackie 1978, 79
Koski, Arlene 1976, 77
Kreishok, Lisa 1976, 77, 78, 79
Kuusisto, Mia 1986, 87, 88, 89

-L-

Lacey, Amber 1998
Lawson, Jessica 2005
Leander, Jennie 1996, 97, 98, 99
Lear, Jackie 1993, 94, 95

Leino, Seija 1986, 87
Lek, Nicole 1992, 93
Levy, Keanna 2004, 05, 06
Lewis, Alisa 2002, 03, 04
Lewis, Latifa 1999
Lim, Colleen 1975, 76, 77, 78
Lindsay, Jenelle 1989, 90
Loggains, Laura 1978, 79, 80, 81
Long, Margie 1974, 75
Lusschen, Charlotte 1983, 84, 85, 86

-M-

Martin, Kesha 1989, 90, 92, 93
Matthews, Kawai 2000
McClelland, Sharon 1977, 78
McNamee, Candace 2000
McDaniel, Geneva 1997, 98
Metzger, Chris 1985, 86
Morris, Jené 2006

-N-

Nakamura, Mari 1976, 77
Nelson, Louise 1991, 92, 93, 94
Nerenberg, Nancy 1977, 78, 79, 80
Numair, Julia 2004

-O-

Obendorf, Lynn 1974, 75, 76, 77
O'Brien, Kathy 1974, 75
O'Connor, Ellen 1977, 78, 79
O'Keith, LaTasha 2001, 02, 03, 04
Oldenburger, Deb 1992, 93, 94
Osur, Jennifer 1987, 88

-P-

Palmisano, Teresa 1988, 89, 90, 91
Pool, Sarah 2003, 05, 06

-R-

Radovic, Masa 1998, 00
Ray, Amanda 1985, 86, 87, 88
Rizzo, Liz 1994, 95, 96, 97
Robertson, Rory 1988, 90
Robinson, Kim 1991, 92, 93, 94
Rode, Brio 2005
Rohlfis, Julie 1975, 76
Russi, Cathy 1983, 84, 85

-S-

Sanchez, Jacqueline 2003, 04, 05
Satre, Sandi 1980, 81, 82
Sauer, Pat 1974, 75

Saunders, Deborah 1983, 84, 85
Scotty, Mary 1994, 95, 96, 97
Seid, Donna 1974, 75, 76
Self, Jennifer 1989, 90, 91, 92
Sellin, Chris 1979, 80, 81, 82
Seyffert, Andrea 1974, 75, 76
Shimoyama, Suzi 1992, 94
Smetanka, Mary 1987, 88
Smith, Karen 1981, 82, 83, 84
Smith, Sallie 1987, 88, 89, 90
Smith, Sherrise 1996, 97, 98, 99

Sneed, Shantrell 2006
Snijder, Elke 1995, 96, 97
Sokolowska, Eliza 1995, 96
Soumaré, Aminata 2005
Stafford, Trisha 1989, 90, 91, 92
Staubes, Becky 2000, 01
Stehouwer, Cynthia 1982, 83, 84, 85
Steward, Lisa 1983, 84
Stewart, Rachel 1992, 93, 94, 95
Swedor, Genevieve 2000, 01

-T-

Tamayo, Stephanie 1983, 84, 85
Tamony, Lexy 1995, 96, 97
Tatum, Kelley 1993, 94, 95, 96
Temple, Debbie 1974, 75, 76, 77
Thamer, Sarah 1980, 81, 82
Thomas, Jackie 1983, 84, 85, 86
Thompson, Kim 1985, 86, 87
Toikka, Heli 1983, 84, 85, 86
Toscano, Lindsay 1998

-V-

Volkova, Olga 2002, 03, 04
Von Saldern, Sophie 1993
Vukadinovic, Milica 1992, 93

-W-

Wald, Michelle 2000, 01, 02
Walker, Ashley 2006
Wattler, Audrey 2002, 03
Weddick, Jill 1978, 79, 80
White, Amber 2000, 01, 02, 03
Wiley, Monica 1989, 90, 91, 92
Williams, Kiki 2002, 03, 04, 05
Wong, Angie 1997
Woodrow, Wanda 1975, 76
Wright, Reneé 2003, 04, 05, 06

-Y-

Ybarra, Nicole 2000, 01

Bold indicates current players.



COLLEEN GALLOWAY'S RETIRED JERSEY

Colleen Galloway, the all-time leading scorer and rebounder in Cal history, is the only women's basketball player ever to have her jersey retired. Galloway wore lucky #13 for the Bears from 1978-81, and had her jersey retired on Feb. 17, 1981.

Galloway's career-scoring total of 2,320 points is the most by any Cal player, male or female, and she is the Bears only four-time all-conference selection. The 5-9 forward holds virtually every Cal rebounding record - single game (26), single season (312) and career (1,029). She also is one of only two Cal players to score 40 or more points in a single game. She is a 1981 Cal graduate with degrees in psychology and anthropology and earned her teaching credential at San Jose State.



BEARS IN THE PROS



Nihan Anaz, 2003-04
Turkey



Lauren Ashbaugh, 1998-2001
Portugal



Laura Baker, 1988-91
Phoenix Mercury



Paige Bowie, 1997-2000
Portugal



Patrycja Czepiec, 1995-97
Poland, 2000 Sydney Olympian



Note: Dates represent years lettered at Cal. The most recent known professional organization is the team name listed.



Ingrid Dixson, 1991-94
Long Beach StingRays



Jennie Leander, 1996-99
Hungary



Jackie Lear, 1993-95
Germany



Teresa Palmisano, 1988-91
'03 Italian National Champions



Trisha Stafford-Odom, 1989-92
Miami Sol



Milica Vukadinovic, 1992-93
Charlotte Sting



ALL-TIME RESULTS

1973-74
COACH: DEBBIE GEBHARDT
RECORD: 5-5/2-3 NCIAC*

J18-19	at All Cal Tourney, Davis		
J18	UC San Diego	L	44-34
J18	UC Santa Cruz	W	41-36
J19	UC Santa Barbara	L	30-29
J26	at Nevada	W	30-28
J30	at Stanford*	L	31-28
F05	at Santa Clara*	W	35-31
F11	Republic of China (Exh.)	L	128-48
F17	Cal State Hayward*	L	69-37
F19	San Francisco State	W	36-18
F22	Humboldt State*	W	44-33
F26	UC Davis*	L	27-22

1974-75
COACH: JUNE SCOPINICH
RECORD: 4-7

J22	at San Francisco State	L	45-39
J29	UC Davis	L	40-31
J31	Nevada (2OT)	W	69-68
F05	Stanford	L	49-38
F12	Santa Clara	W	66-49
F15	at Humboldt State	W	51-47
F20	at San Francisco State	L	58-39
F25	at Cal State Hayward	L	57-35
F27-28	at NCIAC, Rohnert Park		
F27	Chico State	L	71-56
F27	San Francisco State	W	57-55
F28	Cal State Hayward	L	68-58

1975-76
COACH: BARB ITEN
RECORD: 6-12/3-7 NCIAC*

D03	Cal State Hayward	W	58-45
D05	Chico State	L	58-37
J05	Sonoma State*	W	52-44
J08-09	at All Cal Tourney, Davis		
J08	UC Riverside	W	60-46
J09	UC Davis	L	89-43
J09	UC San Diego	W	73-30
J13	at San Jose State*	L	62-54
J15	at Sacramento State*	L	66-31
J23	Nevada*	L	44-35
J24	at Stanford	L	65-37
J27	at San Francisco State	L	61-40

J30	at UC Davis*	L	54-33
F03	at Sonoma State*	W	63-40
F06	Sacramento State*	L	79-29
F10	San Jose State*	W	50-47
F14	at Nevada*	L	83-59
F18	at Santa Clara	L	52-43
F20	UC Davis*	L	58-38
F23	Air China (Exh.)	L	102-40

1976-77
COACH: BARB ITEN
RECORD: 15-7/9-3 NCIAC*

D04	at Chico State	L	81-39
J07-08	at All Cal Tourney, Riverside		
J07	UC Santa Cruz	W	68-7
J07	UC San Diego	W	59-49
J08	UC Riverside	L	59-49
J11	Pacific*	W	60-29
J14	at Hawaii	W	47-41
J15	at Hawaii	W	31-25
J18	at Sonoma State* (OT)	L	60-58
J25	Santa Clara*	W	55-32
J28	Nevada*	W	54-50
J29	at Stanislaus State*	W	59-48
F02	Cal State Hayward	L	57-53
F04	at Humboldt State*	L	50-49
F08	at Pacific*	W	47-23
F10	Stanislaus State*	W	58-43
F12	Humboldt State*	W	52-38
F16	Sonoma State*	W	67-19
F19	at Santa Clara*	W	68-26
F22	San Francisco State	L	48-43
F25	at Nevada*	L	62-58
M01	Stanford	W	48-39
M19	San Francisco	W	69-35

1977-78
COACH: MARCI CANTRELL
RECORD: 18-12/7-5/3RD NORCAL*

D02	Cal Poly Pomona	L	71-63
D02	San Jose State	L	66-65
D09	Sacramento State	L	65-53
D16	at Northern Arizona	W	67-64
D17	at Arizona	L	67-62
D20	at Cal State Northridge	L	84-82
D21	at Cal Poly Pomona	L	77-46
D30	at UC Davis	W	76-73
J04	Hawaii	W	71-40



*Mazetta
Garrett*

J06	UC Riverside	W	66-51
J06	UC San Diego	W	72-29
J07	UC Irvine	W	62-40
J07	UC Santa Cruz	W	90-25
J10	Alaska	W	82-61
J13	at Pacific*	W	72-54
J14	at Fresno State*	L	43-41
J18	San Jose State*	L	45-37
J24	at San Francisco*	L	70-65
J27-28	Golden Bear Classic (2nd)		
J27	Simon Fraser (Exh.)	W	72-63
J28	Washington	L	81-60
J31	Santa Clara*	W	77-49
F04	at Stanford*	L	72-67
F08	at San Jose State*	L	76-64
F11	Fresno State*	W	54-45
F15	at San Francisco State	W	53-48
F16	Biola	W	63-61
F18	San Francisco*	W	74-59
F21	Stanford*	W	83-51
F24	Pacific*	W	71-59
F28	at Santa Clara*	W	60-44
M03	at Nevada	W	81-55

1978-79
COACH: MARCI CANTRELL
RECORD: 14-17/8-4/3RD NORCAL*

N28	Chico State	W	72-56
D01	at Weber State	W	103-97
D02	at Utah	L	93-62
D08	Montana State	W	81-65
D14-15	Golden Bear Classic		
D14	San Diego State (OT)	L	74-69
D15	Pacific	W	76-44
D21	at USC	L	74-60
D22	at UCLA	L	100-87
J04	Arizona State	L	75-68
J05	Arizona	W	88-70
J09	Yale	W	80-61
J11	Pacific*	W	67-43
J12	at Fresno State*	W	67-55
J19	Stanford*	W	55-52
J25	San Francisco*	W	76-54
J28	San Francisco State	L	67-64
J31	at San Jose State*	L	77-51
F02	at Santa Clara*	W	79-58
F07	San Jose State*	L	80-50
F10	at Pacific*	W	79-50
F13	Sacramento State	L	72-65
F16	Fresno State*	W	70-54
F17	at Stanford* (OT)	L	70-62
F23	at San Francisco*	L	54-51
F25	Oregon	L	79-59
F27	Santa Clara*	W	69-60
M02	at Long Beach State	L	76-56
M03	at Cal State Northridge	L	73-71
M15-17	at NWIT, Amarillo, TX (8th)		
M15	South Carolina	L	62-51
M16	Minnesota	L	73-64
M17	Utah	L	83-76

1979-80
COACH: GOOCH FOSTER
RECORD: 17-13/7-5/3RD NORCAL*

N29-D1	Golden Bear Classic		
N29	New Mexico	L	69-57
N30	Oregon State	W	74-60
D01	Arizona State	W	79-67
D10	Cal State Northridge	W	87-66
D13	at USC	L	86-74
D15	at UNLV	L	102-79
D17	Utah	L	79-75



ALL-TIME RESULTS

D19	at Cal State Fullerton	W	76-75
D21	at Long Beach State	L	93-91
D26-27 at UCLA/Nike Holiday Classic			
D26	Texas	L	81-66
D27	Brigham Young	W	75-63
J03-05 at Chico Invitational (1st)			
J03	Oklahoma State	W	81-67
J04	Cal State Northridge	W	73-56
J05	Cal State Los Angeles	W	75-73
J09	Stanford*	L	68-66
J12	Fresno State*	W	63-49
J16	at San Francisco*	L	72-61
J18	Biola	W	105-52
J20	UNLV	L	93-88
J25	Santa Clara*	W	86-51
J26	at Pacific*	W	78-59
J29	at San Francisco State	W	74-58
F01	San Jose State*	W	78-69
F06	Stanford*	W	87-85
F10	at Fresno State*	W	56-51
F15	San Francisco*	L	66-62
F21	Pacific*	W	68-63
F23	at Santa Clara*	L	70-66
F29	at San Jose State*	L	77-70
M06 at AIAW Western Regional, San Jose, CA (T5th)			
M06	Long Beach State	L	79-56

1980-81
COACH: GOOCH FOSTER
RECORD: 23-13/10-2/1ST NORCAL*

N21-22 at San Jose State Tournament			
N21	UCLA	L	92-77
N22	Utah State	W	93-82
N28-29 at Nebraska Invitational			
N28	Northwestern	L	79-67
N29	Michigan	W	82-80
D04-06 Golden Bear Classic (2nd)			
D04	Pepperdine	W	92-81
D05	New Mexico	W	98-59
D06	Oregon State	L	82-78
D12	at Long Beach State	L	99-79
D13	at USC	L	87-56
D18-20 at Cal Poly Pomona Invite			
D18	Cal State Fullerton	L	72-71
D19	Arizona	W	90-50
D20	San Francisco State	W	66-59
D28	Kansas	L	74-68
D30	Montclair State	W	80-73



*Colleen
Galloway*

J04	Clemson	W	83-78
J09	San Francisco*	W	56-50
J11	Chapman	W	84-49
J14	at Santa Clara*	W	71-56
J15	Pacific*	W	86-61
J17	Cal State Fullerton	L	76-65
J20	at San Francisco State	W	70-56
J23	at San Jose State*	W	78-63
J31	Fresno State*	W	71-52
F03	at San Francisco*	W	61-55
F06-07 at UNLV Desert Classic			
F06	Stephen F. Austin	W	82-75
F07	at UNLV	W	95-85
F10	at Pacific*	L	64-59
F13	Santa Clara*	W	76-58
F17	Stanford*	L	73-72
F20	San Jose State*	W	83-66
F28	at Fresno State*	W	73-62
M02	at Stanford* (OT)	W	93-87
M12 at AIAW Western Regional, Malibu, CA (T5th)			
M12	San Diego State	L	77-64
M26-28 at WNIT, Amarillo, TX (4th)			
M26	Baylor	W	82-72
M27	Georgia	L	80-68
M28	Drake	L	86-74

1981-82
COACH: GOOCH FOSTER
RECORD: 23-10/10-2/1ST NORCAL*

N19-21 at Utah State Classic (1st)			
N19	Hawaii	W	75-57
N20	Brigham Young	W	85-84
N21	Colorado State	W	87-79
N23	Texas	W	68-67
D03-05 Golden Bear Classic (4th)			
D03	Montana State	W	98-69
D04	Colorado	L	67-56
D05	Arizona State	L	84-68
D11	USC	L	78-67
D12	Long Beach State	L	70-63
D16-18 at Giusti Tournament (7th)			
D16	Oregon State	L	77-59
D17	Louisiana State	L	65-56
D18	Portland State	W	102-68
D27	Pepperdine	W	83-64
J04	Texas A&M	W	84-55
J07-09 at Las Vegas Classic (1st)			
J07	New Orleans	W	86-78
J08	Adams State	W	74-64
J09	UNLV	W	66-61
J15	at Stanford*	W	80-69
J16	Fresno State*	W	59-55
J20	at San Francisco*	W	90-71
J22-23 at UCLA/Nike Invite (2nd)			
J22	Oregon State	W	75-71
J23	UCLA	L	68-62
J26	Santa Clara*	W	76-54
J30	at Pacific*	W	79-62
F06	San Jose State*	W	75-64
F09	Stanford*	W	96-65
F13	at Fresno State*	W	56-52
F14	San Francisco*	L	84-83
F25	at Santa Clara*	W	79-71
F27	Pacific*	W	80-65
M06	at San Jose State*	L	65-56
M21-23 at AIAW Western Regional, Berkeley, CA (2nd)			
M21	Arkansas	W	66-62
M23	Wayland Baptist	L	85-70

1982-83
COACH: GOOCH FOSTER
RECORD: 17-12/12-2/2ND NORPAC*

N12	China (Exh.)	L	100-85
-----	--------------	---	--------

N19-20 at Colorado Invitational			
N19	Colorado State	L	76-74
N20	Texas-El Paso	W	97-64
N26	Stanford (OT)	W	87-85
D04-05 Golden Bear Classic			
D04	Montana	L	56-55
D05	Arkansas	L	84-66
D07	at Long Beach State	L	76-55
D09-11 at Dial Classic, Tempe, AZ			
D09	Iowa	W	89-66
D10	Temple	L	77-66
D11	Eastern Washington	W	85-76
D13	at Texas	L	81-63
D14	at Houston	L	79-71
D28	UCLA	L	94-75
D29	UNLV	L	70-61
J05	at Santa Clara*	W	86-62
J08	at Pacific*	W	81-77
J10	San Francisco*	W	85-72
J14	Fresno State*	W	63-52
J20	at Washington*	L	79-70
J22	at Washington State*	W	72-66
J27	San Jose State*	W	73-58
F02	Oregon State*	L	70-64
F04	Oregon*	W	84-76
F08	Pacific*	W	71-55
F10	at Fresno State*	W	62-58
F15	at San Francisco*	W	77-70
F18	Santa Clara*	W	81-63
F26	at San Jose State*	W	82-73
M10-11 at NorPac Tournament, Eugene, OR (2nd)			
M10	Oregon	W	76-75
M11	Oregon State	L	59-58

1983-84
COACH: GOOCH FOSTER
RECORD: 24-8/12-2/4TH NORPAC*

N25	Houston	W	80-75
N26	at UNLV	L	95-63
D02-03 Golden Bear Classic (1st)			
D02	Colorado State	W	93-83
D03	Oral Roberts	W	64-61
D06	San Francisco State	W	83-63
D10	at Stanford	W	73-64
D27-29 at Queens Tournament			
D27	New Hampshire	W	74-65
D28	Queens College	W	95-61
D29	St. John's	L	81-62



ALL-TIME RESULTS

J06	Arizona	W	86-75
J09	Santa Clara*	W	65-59
J12	at San Francisco*	W	87-67
J14	Old Dominion	W	78-70
J17	Pacific*	W	93-70
J20	at Fresno State*	W	71-62
J27	Washington*	W	82-66
J29	Washington State*	W	93-61
F01	at San Jose State*	W	95-68
F03-04	at UCLA Invitational		
F03	Pepperdine	W	80-63
F04	UCLA	L	89-73
F10	at Oregon*	L	97-65
F11	at Oregon State*	L	84-62
F15	Fresno State*	W	74-68
F18	at Pacific*	W	63-58
F21	San Francisco*	W	94-87
F24	at Santa Clara*	W	82-77
M02	San Jose State*	W	92-81
M09-10	at NorPac Tournament, Eugene, OR (4th)		
M09	Oregon State	L	91-65
M10	Washington	L	94-74
M22-24	at WNIT, Amarillo, TX (5th)		
M22	Western Kentucky	L	82-76
M23	Utah	W	72-64
M24	Oklahoma	W	81-78

1984-85
COACH: GOOCH FOSTER
RECORD: 15-12/7-5/5TH NORPAC*

N18	Stanford	W	65-59
N23-25	at UOP Tournament		
N23	Eastern Washington	L	96-72
N24	Boise State	W	95-67
N25	Pacific	W	97-87
N30-	Golden Bear Classic (2nd)		
N30	Oral Roberts	W	86-66
D01	UNLV	L	74-70
D08	at Nevada	W	88-69
D15	at Cal State Fullerton	L	67-51
D28-29	at USC Trojan Classic		
D28	USC	L	66-52
D29	Maryland	L	54-51
J02	Montana	W	74-63
J06	Saint Mary's	W	82-71
J10	at Santa Clara*	L	75-67
J11	Fresno State*	W	62-57
J15	Pacific*	W	85-76

J18	at San Francisco*	W	73-72
J19	Arizona State	L	73-72
J26	at Fresno State*	L	69-54
F01	Washington State*	W	79-62
F02	Washington*	L	64-60
F07	Santa Clara*	W	88-58
F08	San Jose State*	W	90-81
F15	at Oregon State*	L	75-56
F16	at Oregon*	L	67-45
F22	San Francisco* (OT)	W	82-72
M01	at San Jose State	W	97-81
M02	Long Beach State	L	85-64

1985-86
COACH: GOOCH FOSTER
RECORD: 16-12/7-5/4TH NORPAC*

N22	Santa Clara	W	67-62
N30	at San Francisco	W	74-67
D06-07	Golden Bear Classic (1st)		
D06	Western Washington	W	76-63
D07	Cal State Fullerton	W	75-54
D19	at North Carolina	L	77-67
D20-21	at Old Dominion/Optimist Classic		
D20	Old Dominion	L	91-60
D21	Villanova	L	73-71



Heli Toikka

D30	Illinois	L	77-69
J02	Chapman	W	73-55
J03-04	at UNLV Lady Rebel Classic		
J03	UNLV	W	67-64
J04	Western Kentucky	L	81-59
J10	Pacific	W	85-53
J17	at Oregon*	L	88-71
J18	at Oregon State*	L	74-62
J21	Stanford	W	77-59
J24	Fresno State*	W	81-69
J26	USC	L	86-70
J30	at Washington*	L	65-50
F01	at Washington State*	W	68-63
F02	San Jose State*	W	64-53
F14	Oregon State*	W	90-59
F16	Oregon*	L	68-51
F17	at Stanford	W	73-69
F22	at Fresno State*	L	85-63
F26	Arizona State	L	95-86
F28	Washington State*	W	79-72
M01	Washington*	W	86-78
M07	at San Jose State*	W	77-63

1986-87
COACH: GOOCH FOSTER
RECORD: 21-10/10-8/5TH PAC-10*

N28	at Montana (OT)	L	67-62
D03	at Santa Clara	W	99-63
D06	UNLV	W	64-57
D17	at Saint Mary's	W	93-70
D20-21	Golden Bear Classic (1st)		
D20	Boston College	W	87-62
D21	Rice	W	92-65
D22	Utah	W	76-64
D30	Fairfield	W	82-53
J02	USC*	W	102-85
J04	UCLA*	L	77-72
J08	at Washington State*	W	67-66
J10	at Washington*	L	84-74
J17	at Stanford*	L	77-59
J19	at San Jose State	W	92-58
J24	Arizona State*	L	86-78
J26	Arizona*	W	97-62
J30	at Oregon*	L	94-70
F01	at Oregon State*	L	69-67
F05	at UCLA*	L	92-80
F06	at USC*	L	105-63
F12	Washington*	W	92-84
F14	Washington State*	W	72-68

F17	San Francisco	W	83-82
F20	Stanford*	W	84-68
F26	at Arizona State*	W	95-77
F28	at Arizona* (OT)	W	84-77
M05	Oregon State*	W	94-71
M07	Oregon*	W	87-84
M19-21	at WNIT, Amarillo, TX (2nd)		
M19	Appalachian State	W	109-99
M20	Creighton	W	86-82
M21	Arkansas	L	112-80

1987-88
COACH: GOOCH FOSTER
RECORD: 15-15/6-12/T6TH PAC-10*

N27-29	at Rainbow Wahine Classic		
N27	Hawaii	L	62-58
N28	Oklahoma	W	81-66
N29	UCLA	L	75-50
D01	San Jose State	W	84-65
D15	Illinois State	W	78-71
D18-19	Golden Bear Classic (1st)		
D18	Santa Clara	W	98-80
D19	Cal Poly Pomona	W	74-66
D20	North Carolina State	W	88-67
D27	Duke	L	85-57
D28	North Carolina	W	77-72
J02	at San Francisco (2OT)	W	75-72
J03	Saint Mary's	W	81-70
J08	Arizona State*	W	74-68
J09	Arizona*	L	79-75
J14	at Washington*	L	89-70
J16	at Washington State*	L	79-56
J22	Stanford*	L	95-71
J29	Oregon State*	W	66-58
J30	Oregon*	L	94-83
F05	at Arizona*	L	68-56
F06	at Arizona State*	W	74-67
F12	Washington State*	W	84-69
F13	Washington*	L	97-74
F18	at Stanford*	L	94-79
F26	at Oregon*	L	90-71
F27	at Oregon State* (OT)	W	79-75
M03	at USC*	L	98-66
M05	at UCLA*	W	71-68
M11	UCLA*	L	81-63
M12	USC* (OT)	L	99-97



ALL-TIME RESULTS

1988-89
COACH: GOOCH FOSTER
RECORD: 13-15/8-10/T4TH PAC-10*

N12	Australian Jr. Nat. (Exh.)	W	65-63
N26	at Utah	L	91-60
N27	at Colorado	L	83-68
D01	San Francisco	W	80-57
D02	at Santa Clara	W	82-63
D09	at San Jose State	W	67-62
D10	at Saint Mary's (OT)	W	105-96
D21-22	Golden Bear Classic (2nd)		
D21	Michigan State	W	64-54
D22	NE Louisiana	L	88-79
D29	Southern Methodist	L	92-85
J01	Central Michigan	L	83-73
J06	at UCLA*	L	72-57
J07	at USC*	W	83-61
J13	Washington*	L	58-55
J14	Washington State*	W	80-71
J20	at Stanford*	L	77-59
J27	at Oregon State*	L	64-59
J28	at Oregon*	L	94-64
F03	Arizona*	W	75-59
F04	Arizona State*	L	81-78
F09	at Washington State*	L	92-89
F11	at Washington*	L	78-68
F17	Stanford*	L	87-79
F24	Oregon*	W	83-80
F25	Oregon State*	W	70-60
M03	at Arizona State*	W	77-75
M04	at Arizona*	L	71-70
M10	USC*	W	115-106
M11	UCLA*	W	92-81

1989-90
COACH: GOOCH FOSTER
RECORD: 17-12/9-9/T4TH PAC-10*
NCAA FIRST ROUND

N11	Spanish National (Exh.) (OT)	L	81-78
N25	Utah	W	84-77
N26	San Jose State	W	77-49
N28	Saint Mary's	W	107-70
D05	at Long Beach State	L	98-74
D08	San Diego State	W	80-68
D09	Santa Clara	W	97-67
D20-21	Golden Bear Classic (1st)		
D20	Texas Christian	W	94-55
D21	San Francisco	W	57-53
D28	at North Carolina State	L	100-68



Laura Baker

D30	at Vanderbilt	W	72-70
J05	at Oregon*	L	73-65
J07	at Oregon State*	W	76-65
J11	Washington State*	W	91-64
J13	Washington*	L	69-64
J18	at USC*	W	55-50
J20	at UCLA*	L	70-68
J25	Arizona State*	W	83-74
J27	Arizona*	W	89-77
F03	Stanford*	L	87-60
F08	at Washington*	L	81-65
F10	at Washington State*	L	87-67
F15	UCLA*	L	80-66
F17	USC*	W	58-52
F22	at Arizona* (OT)	L	90-78
F24	at Arizona State*	W	83-77
M02	at Stanford*	L	112-84
M08	Oregon State*	W	83-72
M10	Oregon*	W	79-72
M14	at NCAA Tournament, Long Beach, CA		
M14	at Long Beach State	L	87-84

1990-91
COACH: GOOCH FOSTER
RECORD: 14-14/7-11/7TH PAC-10*

N11	Bayer Leverkusen (Exh.)	W	82-63
N25	at Illinois State	L	81-61
N26	at Illinois	W	67-54

D01-02	at Red Raider Classic		
D01	at Oklahoma State	L	84-74
D02	Sam Houston State	W	111-67
D04	Saint Mary's	W	110-85
D08	at San Francisco	W	81-65
D20-21	Golden Bear Classic (2nd)		
D20	Clemson (OT)	W	90-86
D21	Penn State	L	91-77
D29	Long Beach State	W	85-66
D30	Boise State	W	83-74
J03	Oregon*	W	94-67
J05	Oregon State*	W	89-70
J11	at Washington State*	L	77-60
J13	at Washington*	L	78-57
J17	USC*	W	92-66
J19	UCLA*	L	102-83
J24	at Arizona State*	L	84-77
J26	at Arizona*	W	80-73
F01	at Stanford*	L	113-79
F07	Washington*	L	81-58
F09	Washington State*	W	86-80
F15	at UCLA*	L	96-78
F17	at USC*	L	74-48
F21	Arizona*	W	91-80
F23	Arizona State*	W	80-78
M01	Stanford*	L	93-80
M07	at Oregon State*	L	72-59
M09	at Oregon*	L	64-57

1991-92
COACH: GOOCH FOSTER
RECORD: 20-9/12-6/T3RD PAC-10*
NCAA FIRST ROUND

N23	at Santa Clara	L	79-68
N24	Connecticut	W	76-60
N30	San Jose State	W	77-64
D02	at Saint Mary's	W	78-64
D06-07	at Dominos Classic		
D06	Central Michigan	W	86-50
D07	Montana	L	69-53
D20-21	Oakland Tribune Classic (1st)		
D20	Appalachian State	W	105-69
D21	Texas Tech	W	62-60
D30	Xavier	W	88-79
J03	Pepperdine	W	78-60
J10	Stanford*	W	74-65
J16	UCLA*	W	74-71
J18	USC*	W	77-70
J23	at Washington* (OT)	W	67-66
J25	at Washington State*	L	83-76

J30	Arizona State*	L	92-88
F01	Arizona*	W	91-67
F06	at Oregon*	W	84-75
F08	at Oregon State*	W	78-71
F14	at USC*	L	68-62
F16	at UCLA*	L	101-87
F20	Washington State*	W	69-58
F22	Washington*	W	66-55
F27	at Arizona*	W	91-85
F29	at Arizona State*	L	63-52
M05	Oregon State*	W	78-67
M07	Oregon*	W	85-75
M13	at Stanford*	L	83-81
M18	NCAA Tournament, Berkeley, CA		
M18	Santa Clara	L	73-71

1992-93
COACH: GOOCH FOSTER
RECORD: 19-10/10-8/T4TH PAC-10*
NCAA SECOND ROUND

N19	Belgian National (Exh.)	W	66-44
D01	at San Francisco	W	70-64
D04	Santa Clara	W	80-67
D05	UC Santa Barbara	W	78-63
D11	at Boise State	L	78-76
D12	at Utah	W	74-59
D21-22	Oakland Tribune Classic (1st)		
D21	Northwestern	W	81-78
D22	Florida State	W	69-50
D29	Seton Hall	W	83-67
J03	at Pepperdine	W	69-65
J07	at Oregon*	W	75-63
J09	at Oregon State*	L	75-73
J15	at Stanford*	L	89-63
J21	USC*	W	68-55
J23	UCLA*	W	78-70
J28	at Washington*	L	62-61
J30	at Washington State*	W	75-65
F05	Arizona State*	W	70-66
F07	Arizona* (OT)	L	73-72
F12	Stanford*	W	64-59
F19	at USC* (OT)	L	76-71
F21	at UCLA*	L	85-68
F25	Washington State*	W	79-65
F27	Washington*	L	73-66
M04	at Arizona*	W	81-74
M06	at Arizona State*	W	79-74
M011	Oregon State*	L	73-61



ALL-TIME RESULTS

M13	Oregon*	W	90-74
M17	at NCAA Tournament, Lawrence, KS		
M17	at Kansas	W	62-47
M20	at NCAA Tournament, Nashville, TN		
M20	at Vanderbilt	L	82-63

1993-94
COACH: GOOCH FOSTER
RECORD: 8-20/2-16/T9TH PAC-10*

N27	Sacramento State	W	95-73
D01	Saint Mary's	W	86-74
D03-05	at Rainbow Wahine Classic		
D03	Alaska-Anchorage	W	82-62
D04	Hawaii	L	98-73
D05	San Francisco	L	75-62
D18	San Francisco	W	73-70
D20-21	Oakland Tribune Classic (1st)		
D20	Cal State Fullerton	W	104-69
D21	Duke	W	72-66
D28	at Southern Methodist	L	81-76
D30	at Texas	L	96-80
J06	at Washington State*	L	88-82
J08	at Washington*	L	95-60
J13	Arizona*	L	88-70
J15	Arizona State*	W	79-69
J21	Stanford*	L	92-75
J28	at USC*	L	97-60
J30	at UCLA*	L	79-56
F03	Oregon State*	L	90-75
F05	Oregon*	L	91-69
F10	at Arizona State*	W	104-94
F12	at Arizona*	L	84-70
F18	at Stanford*	L	111-64
F24	UCLA*	L	90-85
F26	USC*	L	99-81
M03	at Oregon*	L	75-36
M05	at Oregon State*	L	88-79
M10	Washington*	L	88-70
M12	Washington State*	L	77-62

1994-95
COACH: GOOCH FOSTER
RECORD: 10-17/5-13/T8TH PAC-10*


N20	Soproni Hungary (Exh.)	L	96-70
N25	Texas	W	92-82
N29	at Saint Mary's	W	91-80
D03	San Jose State	W	95-57
D05	at San Francisco	L	91-69

D16-17	Oakland Tribune Classic (1st)		
D16	Georgia State	W	97-79
D17	Boise State	W	86-60
D21	Fresno State	L	74-70
D28	at Connecticut	L	99-52
D30	at Seton Hall	L	89-54
J05	Washington State*	W	87-83
J07	Washington*	L	71-60
J12	at Arizona*	L	92-67
J14	at Arizona State*	L	77-62
J20	at Stanford*	L	99-65
J26	USC*	L	90-71
J28	UCLA*	W	97-84
F02	at Oregon State*	L	101-76
F04	at Oregon*	L	77-59
F09	Arizona State*	W	98-73
F11	Arizona*	W	94-66
F17	Stanford*	L	91-67
F23	at UCLA*	L	87-67
F25	at USC*	L	87-82
M02	Oregon*	L	89-73
M04	Oregon State*	W	77-75
M09	at Washington*	L	89-69
M11	at Washington State*	L	78-64

1995-96
COACH: GOOCH FOSTER
RECORD: 7-20/3-15/10TH PAC-10*

N18	Otelul Romania (Exh.)	W	86-75
N24	San Francisco (OT)	W	89-84
N29	Old Dominion	L	80-58
D01	at Long Beach State	L	97-91
D03	at San Diego State	L	82-70
D08	Saint Mary's	L	77-76
D16-17	Oakland Tribune Classic (1st)		
D16	Pacific	W	79-72
D17	Southern Mississippi	W	89-75
D20	at Fresno State	L	68-61
D28	at Boise State	W	76-62
J04	at Arizona*	L	102-66
J06	at Arizona State*	W	101-79
J11	USC* (OT)	L	87-80
J13	UCLA*	L	75-64
J18	at Oregon State*	L	93-70
J21	at Oregon*	L	73-56
J25	Washington State*	L	90-77
J27	Washington*	L	82-69
F02	Stanford*	L	80-55
F09	at UCLA*	L	71-66

F11	at USC*	L	89-71
F15	Oregon*	L	73-54
F17	Oregon State*	L	88-76
F22	at Washington*	L	93-58
F24	at Washington State*	W	91-83
M02	at Stanford*	L	87-36
M07	Arizona State*	W	77-68
M09	Arizona*	L	85-82



Kesha Martin

1996-97
COACH: MARIANNE STANLEY
RECORD: 6-21/2-16/10TH PAC-10*

N07	Amager Denmark (Exh.)	W	58-49
N15	Slovan Bratislava (Exh.)	L	66-60
N23-24	at Old Dominion Tournament		
N23	Wake Forest	L	61-58
N24	Indiana State	L	52-48
N30	Boise State	W	71-66
D04	at San Francisco	L	68-44
D07	Long Beach State	W	70-53
D09	Fresno State	W	62-52
D20-21	Oakland Tribune Classic (2nd)		
D20	Tennessee Tech	W	85-67
D21	Michigan State	L	93-62
D28	at Saint Mary's	L	70-61

J02	Arizona*	L	79-59
J04	Arizona State*	W	88-58
J10	at USC*	L	91-57
J12	at UCLA*	L	74-65
J16	Oregon State*	W	62-57
J18	Oregon*	L	68-64
J23	at Washington State*	L	79-53
J25	at Washington*	L	67-56
J31	at Stanford*	L	95-44
F06	UCLA*	L	82-56
F08	USC*	L	66-63
F13	at Oregon*	L	71-42
F15	at Oregon State*	L	81-67
F20	Washington*	L	85-62
F22	Washington State*	L	83-70
F28	Stanford*	L	82-50
M06	at Arizona State*	L	65-54
M08	at Arizona*	L	87-64

1997-98
COACH: MARIANNE STANLEY
RECORD: 6-22/2-16/T9TH PAC-10*

N16	Slovakia (Exh.)+	L	71-69
N20	Cal Poly SLO+	W	94-58
N24	at Pacific	L	64-63
N28-30	at Rainbow Wahine Classic		
N28	at Hawaii	L	69-40
N29	Wisconsin-Green Bay	L	59-58
N30	Marshall	W	66-59
D03	at San Francisco	W	62-61
D05	Saint Mary's+	L	62-59
D19-20	Oakland Tribune Classic (2nd)		
D19	George Mason+ (2OT)	W	70-69
D20	Ohio State+	L	85-72
D28	Virginia+	L	81-66
J02	Oregon*+	L	71-54
J04	Oregon State*+	W	77-64
J09	Stanford*+	L	72-52
J16	at UCLA*	L	74-53
J18	at USC*	L	59-50
J22	Washington*	L	72-51
J24	Washington State*+	L	72-65
J29	at Arizona*	L	81-44
J31	at Arizona State*	L	75-54
F06	at Stanford*	L	79-51
F12	USC*+	L	62-50
F14	UCLA*+	L	86-54
F19	at Washington State*	L	87-64
F21	at Washington* (OT)	L	83-78



ALL-TIME RESULTS

F26	Arizona*+	L	67-57
F28	Arizona State*+	W	65-58
M05	at Oregon State*	L	73-69
M07	at Oregon*	L	82-66

+ game played at the Kaiser Arena, Oakland

1998-99
COACH: MARIANNE STANLEY
RECORD: 12-15/6-12/T6TH PAC-10*

N09	Riverland Raiders (Exh.)&	W	74-53
N12	Alvik (Exh.)&	W	85-38
N17	Pacific+	W	66-58
N28	at Virginia	L	55-70
N30	at Ohio State	L	73-48
D04	San Francisco+	W	58-46
D17	Northwestern+	W	88-76
D20-21	Oakland Tribune Classic (1st)		
D20	Pittsburgh+	W	40-35
D21	Colorado State+	W	80-75
D28-29	at Florida Tournament (2nd)		
D28	Vermont	W	58-54
D29	at Florida	L	96-70
J02	at Oregon*	L	64-49
J04	at Oregon State*	L	54-52
J08	at Stanford*	L	80-67
J14	UCLA*+	L	87-62
J16	USC*+	W	61-51
J21	at Washington*	L	71-49
J23	at Washington State*	L	73-54
J28	Arizona State*+	W	74-60
J30	Arizona*+	L	77-58
F05	Stanford*+	L	77-67
F12	at USC*+	L	76-71
F14	at UCLA*+	L	76-61
F18	Washington State*+	W	83-68
F21	Washington*+	W	58-56
F25	at Arizona*	L	74-65
F27	at Arizona State*	W	67-63
M04	Oregon State*+	W	63-58
M06	Oregon*+	L	80-57

+ game played at the Kaiser Arena, Oakland
& game played at the New Arena, Oakland

1999-00
COACH: MARIANNE STANLEY
RECORD: 11-17/6-12/8TH PAC-10*

N06	N. Zealand Nat'l (Exh.)	W	61-54
N14	Lokomotiva Kosice (Exh.)	W	75-58

N21	Nevada	W	74-52
N26-27	at Colorado State Invite (2nd)		
N26	Idaho	W	66-63
N27	at Colorado State	L	66-57
D02	at Santa Clara	L	68-64
D04	at Fresno State	W	82-66
D06	San Francisco	W	60-58
D18-19	Oakland Tribune Classic (2nd)		
D18	Illinois-Chicago	W	66-44
D19	Florida	L	85-72
D28	at Wake Forest	L	57-48
D30	at North Carolina	L	70-65
J06	at Arizona*	L	71-58
J08	at Arizona State*	L	69-59
J13	Oregon*	L	67-51
J15	Oregon State*	L	53-50
J21	at Stanford*	L	83-57
J27	at Washington State*	L	72-65
J29	at Washington*	W	72-59
F03	USC*	W	81-64
F05	UCLA*	L	74-67
F10	at Oregon State*	L	52-33
F12	at Oregon*	L	75-63
F18	Stanford*	L	81-56
F24	Washington*	W	51-49
F26	Washington State*	W	65-59
M03	at USC*	L	81-78
M05	at UCLA*	W	61-53
M09	Arizona State* (OT)	W	60-55
M11	Arizona*	L	64-58

2000-01
COACH: CAREN HORSTMAYER
RECORD: 12-16/8-10/T6TH PAC-10*

N05	Bay Area Pro-Am (Exh.)	W	77-72
N12	RTU Clondica Riga (Exh.)	W	80-62
N17	at Rutgers	L	66-47
N19	at Fairfield	L	64-63
N24-25	at Illinois-Chicago Thanksgiving Tournament (3rd)		
N24	Alabama	L	76-63
N25	South Alabama	W	70-59
D02-03	Oakland Tribune Classic (2nd)		
D02	Cal State Northridge	W	75-63
D03	Florida International	L	57-51
D08	at San Francisco	W	61-53
D10	Santa Clara	L	77-73
D22	at San Diego State	L	63-49
D28	at San Jose State	W	66-64



Ami Forney

J04	Arizona*	L	79-68
J06	Arizona State*	L	58-47
J11	at Oregon*	L	86-56
J13	at Oregon State*	W	79-72
J20	Stanford*	L	63-56
J25	Washington State*	W	69-56
J27	Washington*	L	69-68
F02	at USC*	W	61-55
F04	at UCLA*	W	58-57
F08	Oregon State*	W	72-60
F10	Oregon*	W	68-57
F16	at Stanford*	W	82-73
F22	at Washington*	L	78-71
F24	at Washington State*	L	74-59
M01	UCLA*	W	83-59
M03	USC*	L	91-74
M08	at Arizona State*	L	70-58
M10	at Arizona*	L	75-62

2001-02
COACH: CAREN HORSTMAYER
RECORD: 7-21/2-16/9TH PAC-10*

N04	Bay Area Pro-Am (Exh.)	W	61-55
N12	KSC Szekszard (Exh.)	L	53-49
N18	San Diego State	W	74-60
N20	at Cal Poly	W	71-69
N28	Fresno State	W	62-55
D01-02	Oakland Tribune Classic (2nd)		
D01	Central Conn. State	W	72-38
D02	Georgia	L	54-48
D05	San Francisco	L	55-52
D08	Saint Mary's	L	53-50
D21	at Arizona*	L	66-61
D23	at Arizona State*	L	63-49
D28	USC*	L	69-53
D30	UCLA*	L	64-48
J04-05	at Nassau Knockout (2nd)		
J04	Lipscomb	W	80-45
J05	Bucknell	L	59-56
J10	Oregon*	L	65-53
J12	Oregon State*	L	80-52
J17	at Washington*	L	85-46
J19	at Washington State*	W	62-50
J24	Arizona State*	L	56-40
J26	Arizona*	L	76-68
J30	at Stanford*	L	79-52
F02	Stanford*	L	79-51
F07	at Oregon State* (OT)	L	74-69
F09	at Oregon*	L	76-43
F14	Washington State*	W	76-63
F16	Washington*	L	64-53
F22	at UCLA*	L	58-48
F24	at USC*	L	69-58
M01-04	at Pac-10 Tournament, Eugene, OR (T9th)		
M01	UCLA	L	46-42

2002-03
COACH: CAREN HORSTMAYER
RECORD: 10-19/5-13/9TH PAC-10*

N01	Team Concept (Exh.)	W	69-57
N16	Banska Bystrica (Exh.)	W	70-61
N24	Rutgers	L	56-49
N29	Syracuse	W	57-53
D01	Seton Hall	L	66-56
D04	Cal Poly	W	63-41
D07-08	Oakland Tribune Classic (2nd)		




ALL-TIME RESULTS

D07	Penn	W	82-62
D08	Colorado	L	66-47
D21	at Saint Mary's	L	71-64
D27	Arizona*	L	83-53
D29	Arizona State*	W	72-67
J02	at Mercer	W	69-60
J04	at Georgia	L	94-61
J09	at Oregon*	L	70-67
J11	at Oregon State*	L	68-37
J16	Washington*	L	76-59
J18	Washington State*	W	73-61
J24	at USC*	L	83-62
J26	at UCLA*	W	69-61
J29	at Stanford*	L	72-48
F01	Stanford*	L	53-50
F06	Oregon State*	W	70-55
F08	Oregon*	L	54-52
F13	at Washington State*	L	67-64
F15	at Washington*	L	74-54
F20	UCLA*	L	72-54
F22	USC*	W	60-50
F27	at Arizona State*	L	61-47
M01	at Arizona*	L	68-51
M07-10	at Pac-10 Tournament, San Jose, CA (T5th)		
M07	Arizona State	W	46-38
M08	Stanford	L	60-35

2003-04
COACH: CAREN HORSTMAYER
RECORD: 12-17/4-14/9TH PAC-10*

N02	Bay Area Pro-Am (Exh.)	W	81-72
N15	Team Concept (Exh.)	L	66-57
N23	South Carolina State	W	78-47
N25	San Jose State	W	90-67
N28-29	at Colorado Coors Classic (2nd)		
N28	Lehigh	W	67-46
N29	at Colorado	L	74-63
D01	at Texas Tech	L	76-69
D06-07	Oakland Tribune Classic (2nd)		
D06	Miami (OH)	W	81-72
D07	Tulane	W	66-61
D19	Nevada	W	62-51
D21	Canisius	W	65-45
D27	Oregon*	W	61-57
D29	Oregon State*	L	70-67
J01	at Washington*	L	65-54
J04	at Washington State*	W	85-71
J08	Arizona*	L	70-68



Renee Wright

J10	Arizona State*	L	56-52
J16	Stanford*	L	63-53
J23	at USC*	L	67-47
J25	at UCLA*	L	67-66
J29	Washington State*	L	64-59
J31	Washington*	L	72-67
F05	at Arizona State*	L	62-43
F07	at Arizona*	L	77-59
F14	at Stanford*	L	61-53
F19	UCLA*	L	97-69
F21	USC*	W	68-59
F26	at Oregon State*	W	66-57
F28	at Oregon*	L	77-62
M05-08	at Pac-10 Tournament, San Jose, CA (T5th)		
M05	Oregon	W	82-57
M06	Stanford	L	80-55

2004-05
COACH: CAREN HORSTMAYER
RECORD: 11-18/4-14/8TH PAC-10*

N03	Baden Sports (Exh.)	W	69-36
N10	Bay Area Pro-Am (Exh.)	W	69-57
N21	Navy	W	87-55
N26-28	at Rainbow Wahine Classic (8th)		

N26	TCU	L	96-89
N27	Idaho	L	82-72
N28	at Hawaii	L	70-68
D04-05	Contra Costa Times Classic (1st)		
D04	Cal State Northridge	W	77-67
D05	Tennessee Tech	W	65-41
D10	Saint Mary's	W	59-52
D12	Long Beach State	W	69-64
D21	Hampton	W	67-60
D27	at Oregon*	L	81-50
D29	at Oregon State*	W	77-71
J02	Washington*	L	65-52
J04	Washington State*	W	64-56
J07	at Arizona*	L	80-69
J09	at Arizona State*	L	66-57
J13	at Stanford*	L	88-53
J20	USC*	L	76-71
J22	UCLA*	L	85-70
J27	at Washington State*	L	79-69
J29	at Washington*	L	80-76
F03	Arizona State*	L	76-59
F05	Arizona*	W	70-61
F11	Stanford*	L	91-50
F18	at UCLA*	L	73-61
F20	at USC*	L	103-69
F24	Oregon State*	W	74-60
F26	Oregon*	L	58-51
M04-07	at Pac-10 Tournament, San Jose, CA (T5th)		
M04	Washington State	W	70-52
M05	Stanford	L	81-40

2005-06
COACH: JOANNE BOYLE
RECORD: 18-12/10-8/6TH PAC-10*

N02	Bay Area Pro Am (Exh.)	W	94-72
N09	Eastern Washington	W	64-45
N13	at New Mexico	L	55-46
N18	Radford	W	73-50
N22	UC Davis	W	67-58
N24-26	Caribbean Classic		
N24	Marshall	W	62-53
N26	Baylor	L	75-58
D03-4	Contra Costa Times Classic (1st)		
D3	Columbia	W	71-36
D4	UNLV	W	58-50
D8	at San Jose State	W	78-57
D10	South Carolina State	W	94-48
D20	at Washington*	L	62-55

D22	at Washington State*	W	53-47
D30	UCLA*	W	65-58
J01	USC*	W	73-68
J05	at Oregon*	L	70-41
J07	at Oregon State*	W	71-50
J14	at Stanford*	L	87-75
J19	Arizona State*	W	66-64
J22	Arizona*	L	80-76
J27	at USC*	W	72-67
J29	at UCLA* (OT)	L	90-87
F02	Oregon State*	L	63-55
F04	Oregon*	W	49-39
F11	Stanford*	L	55-46
F16	at Arizona*	W	73-56
F18	at Arizona State*	L	62-43
F23	Washington State*	W	61-51
F25	Washington*	W	81-58
M03-6	Pac-10 Tournament, San Jose, CA (T5th)		
M04	UCLA	L	80-63
M19	at NCAA Tournament, University Park, PA		
M19	St. John's	L	78-68



Ashley Walker vs. St. John's



2006-07 MEDIA ROSTER



1
KELLY O'CONNELL
 Guard
 5-5, Junior
 Lakewood, CO



2
NATASHA VITAL
 Guard
 5-8, Freshman
 Stockton, CA



10
LAUREN GREIF
 Guard
 5-10, Freshman
 Portland, OR



11
EMMELIE GERAEDTS
 Forward/Center
 6-2, Senior
 Weert, The Netherlands



14
KEANNA LEVY
 Guard
 5-10, Senior
 Waterloo, IA



15
KRISTA FOSTER
 Forward
 6-0, Junior
 Fair Oaks, CA



20
DEVANEI HAMPTON
 Forward/Center
 6-3, Sophomore
 Oakland, CA



21
ALEXIS GRAY-LAWSON
 Guard
 5-8, Sophomore
 Oakland, CA



22
RAMA N'DIAYE
 Forward/Center
 6-5, Freshman
 Dakar, Senegal



24
SHANTRELL SNEED
 Forward
 6-0, Sophomore
 Fairfield, CA



44
ASHLEY WALKER
 Forward/Center
 6-1, Sophomore
 Modesto, CA



HEAD COACH
JOANNE BOYLE
 2nd year at Cal
 5th year overall



ASSISTANT COACH
LINDSAY GOTTLIEB



ASSISTANT COACH
KIM HAIRSTON



ASSISTANT COACH
DEAN MENDES

